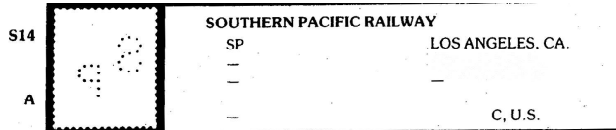


Southern Pacific Railroad Co.

Conrad Tremblay (#1786)

Canadian pattern S14: This one was only reported once in issue No. 197-1 (1932 - the 3¢ red King George VII Medallion issue).



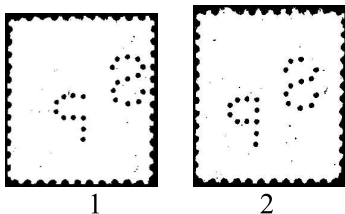
I have a huge Canadian perfin collection but I also collect U.S. perfins.

There is a US pattern identical to the Canadian pattern. I am keeping my collection of US stamps with pattern S216 for eventual study. I plan on plating the 10-die perforator but will require help in my review to have enough copies to do so. I will need a couple of hundred more perfins of that pattern to successfully plate the 10 positions; especially needed are pairs, strips or large stamps with 2 patterns, complete or incomplete.

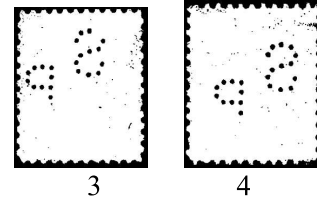
Since broken patterns can be extremely useful in identifying the sequence of dies while plating a multiple die head, I have studied my broken pin varieties and report the following information from US stamps with this pattern.

After study, I wound up dividing my patterns with broken letters into three groups.

Group 1 – In stamps issued between January 15, 1923 and January 16, 1932, I found the following incomplete patterns:

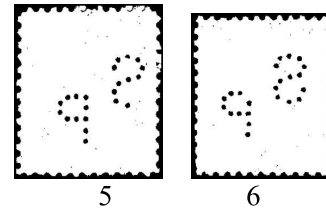


1. In SC#554, issued January 15, 1923.
2. In SC#707 & 712, issued January 1st, 1932.



3. In SC#567, issued May 1, 1923 and SC#720 issued June 16, 1932.
4. In Sc#720, issued June 16, 1932.

Group 2 - Broken patterns in stamps issued between 1938 and 1954:



- 5 - In Sc#807, 808, 815, 820, 899, 922 & 1035, issued between June 16, 1938 and November 19, 1954.
- 6 - In SC#1031, issued on January 15, 1954.

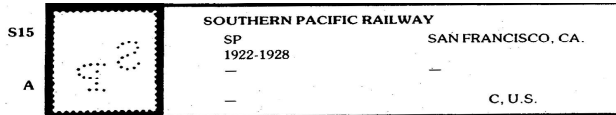
Group 3 - Between Groups 1 and 2. I noticed that all the stamps on hand, issued between January 16, 1932 and June 16, 1938 (SC#721 - 806), have complete patterns. It looks like at some time after June 16 1932 the perforator was repaired, or was replaced by another perforator with the same pattern, with the 10-dies made from the same template used for the original perforator,

I note below the different cancellations found on my 130 copies:

- San Francisco - 5 perfins
- Los Angeles - 2 perfins
- Stockton - 1 “
- Portland - 1 “
- St. Louis - 1 “
- Hillsborough - 1 “
- Unidentified R.P.O. - 1 perfin.

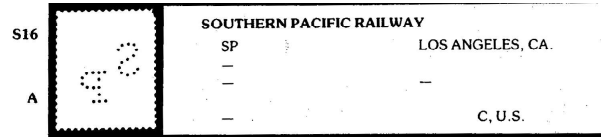
In addition, several duplexes or double oval cancels suggest many more San Francisco perfins. I will leave that part of the study for a cancel specialist.

Canadian pattern S15: I know of 5 copies in different collectors hands but I never heard of this perfin on cover nor with a readable cancellation. The copies reported with this pattern are Canada SC#107 and #150 (1922 and 1938 issues respectively). The last cancel reported is October 27, 1930. No other cancels were ever reported.



Canadian pattern S16: I am unable to certify the

existence of this pattern in Canadian stamps. It was reported once, before my time. The first two handbooks of Canadian perfins did not show it. Digging in old Perfin Club records for information was unsuccessful. In my experience, nobody has knowledge of this perfin. I plan to further research it.



This is all I can report on this RR. Co. until I can plate this 10-die perforator.

If you have further information please contact me at: 1563 Papin L'Assomption, QC, J5W 5H9, Canada.