








music dictionary : musical symbols






home products.. services.. events.. resources.. useful links.. information.. about us.. world news.. related sites.. site map search comments?









dictionary 1-9 A B C D E F G H I J K L M N O P Q R S T U V W X Y Z symbols composers


If any detail is incorrect or incomplete please advise us, using our [dictionary amendment form](#).

We

	see 1-9 reference below
I, II, II, IV, V, VI, VII, VIII, i, ii, iii, iv, v, vi, vii, viii	<ul style="list-style-type: none"> 1-9
	staff or stave: a framework of five lines on which musical notation is written such that the higher the note-sign on the staff the higher its pitch
	system: notation of a line of music including all the parts and voices involved, presented in a group of two or more staves which are joined together on the left hand side by a vertical bar and a brace
	barline: a vertical line (or lines) drawn across a staff (or if there are many lines, across a number of staves) to mark off measures (or bars) of a particular length, i.e. containing a number of notes and/or rests whose total time value is given by the time signature
	<ul style="list-style-type: none"> bars & bar lines
	dotted or auxiliary barline: used to mark divisions within a bar (measure), i.e. between two solid barlines
	music end: barline denoting the end of a piece of music

	<p>brace: used with a line to joining multiple staves, for example, as found in piano music</p>
	<p>bracket: used with a perpendicular line joining multiple staves, for example, as found in piano music</p>
	<p>clef: graphical symbol placed on the left of the staff which establishes the relationship between particular note names and their position on the staff lines and spaces (i.e. tells us which pitch "class" that staff belongs to).</p> <ul style="list-style-type: none"> • treble G-clef • bass F-clef • alto C-clef • soprano and mezzosoprano C-clef • tenor C-clef • baritone C-clef, baritone and subbass F-clef • French violin G-clef • percussion or indefinite pitch clef - not shown <p>At the suggestion of Nick Meiners, we show the relative pitch positions of the commonly used clefs</p> <p>G-clef (e.g. treble clef) marks G above middle C C-clef (e.g. alto clef) marks middle C F-clef (e.g. bass clef) marks F below middle C</p>
	<p>old C-clef sign, i.e. old alto, tenor, soprano, baritone and mezzosoprano clef sign</p>
	<p>a G-clef sign found in the score of <i>La Bohème</i> by Giacomo Puccini (1858-1924) published by Ricordi: a G-clef used for the tenor voice, where the note sounds one octave lower than it written if the clef had been a standard G clef [image provided by John Garside]</p>

	<p>G-clef <i>ottava alta</i></p>
	<ul style="list-style-type: none"> • octave clefs
	<p>G-clef <i>ottava bassa</i></p>
	<ul style="list-style-type: none"> • octave clefs
	<p>F-clef <i>ottava alta</i></p>
	<ul style="list-style-type: none"> • octave clefs
	<p>F-clef <i>ottava bassa</i></p>
	<ul style="list-style-type: none"> • octave clefs
	<p>alternative percussion clef</p>
	<ul style="list-style-type: none"> • percussion or indefinite pitch clef
 <p>Key Signature ↓</p> <p>Notes</p> <p>Treble Clef (G Clef) ↑</p> <p>Time Signature (Meter) ↑</p>	<p>the main elements of a musical score</p>
	<p>common time: equivalent to a time signature of 4/4, namely four crotchets (quarter notes) to a bar (measure)</p>
	<ul style="list-style-type: none"> • common time, alla breve/cut time, alla cappella time
	<p><i>alla breve</i>: also called 'cut time' or 'alla cappella time'; marked with a large C with a vertical line through it, used for quick duple time in which the minim or half note is given one beat instead of two. (occasionally written with two parallel vertical lines through a large C)</p>
	<ul style="list-style-type: none"> • common time and alla breve/cut time





anatomy of a note, a single sound of a particular pitch and length which is notated with a symbol made up of a notehead (in all cases), a stem (in some cases) and a flag (in some cases), and which with notes bearing flags are grouped together using a beam




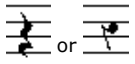







sprechgesang stem

sprechgesang: speech-song, a term used by Arnold Schönberg (1874-1951) to describe a voice delivery midway between song and speech, although he preferred the terms *sprechstimme* speaking voice (which was used by Humperdinck in *Königskinder* [1910]), *sprechmelodic* (speech melody) or *rezitation* (recitation)


Note Sign number equal to 1 semibreve		English	American	Italian	French	German	Spanish	Catalan
	1/2	breve or brevis	double-whole note	breve	carrée or brevis or double-ronde (meaning square)	Doppeltakt(note) or Brevis	cuadrada or breve or doble redonda	quadrada (f.) or breu (f.)
	1	semibreve	whole note	semibreve	semi-brève or ronde (meaning round)	ganze Takt(note)	redonda or semibreve	rodona (f.)
	2	minim	half note	minima or bianca	blanche (meaning white)	Halbe(note) or halbe Takt(note)	blanca or mínima	blanca (f.)
	4	crotchet	quarter note	semiminima or nera	noire (meaning black)	Viertel(note)	negra	negra (f.)
	8	quaver	eighth note	croma	croche (meaning hook)	Achtel(note)	corchea or croma	corxera (f.)
	16	semiquaver	sixteenth note	semicroma	double croche (meaning double hook)	Sechzehntel(note)	semicorchea	semicorxera (f.)
	32	demisemiquaver	thirty-second note	biscroma	triple croche (meaning triple hook)	Zweiunddreissigstel(note)	fusa	fusa (f.)
	64	hemidemisemiquaver	sixty-fourth note	semibiscroma	quadruple croche (meaning quadruple)	Vierundsechzigstel(note)	semifusa	semifusa (f.)






					hook)			
	128	semihemidemisemi-quaver or quasihemidemisemi-quaver	one hundred and twenty-eighth note	centoventottavo (nota)	cent-vingt-huitième or quintuple croche	Hundertundachtundzwanzigstel (note)	garrapatea or cuartifusa	










Rest number equal to 1 semibreve	English	American	Italian	French	German	Spanish	Catalan
	1/2 breve rest	double-whole rest	pausa di breve	bâton or pause de brève or silence de brève	doppel Pause	silencio de cuadrada or pausa de cuadrada or silencio de breve or pausa de breve	doble pausa (f.) or pausa de quadrada (f.)
	1 semibreve rest	whole rest	pausa di semibreve	pause	ganze Pause	silencio de redonda or pausa de redonda or silencio de semibreve or pausa de semibreve	pausa (f.) or pausa de rodona (f.)
	2 minim rest	half rest	pausa di minima	demi-pause	halbe Pause	media pausa or silencio de blanca or pausa de blanca	mitja pausa (f.) or pausa de blanca (f.)
	4 crotchet rest	quarter rest	pausa di semiminima	soupir	Viertelpause	silencio de negra or pausa de negra or silencio de semiminima or pausa de semiminima	quart de pausa (m.) or pausa de negra (f.)
	8 quaver rest	eighth rest	pausa di croma	demi-soupir	Achtelpause	silencio de corchea or pausa de	vuitè de pausa (m.) or pausa de corxera (f.)

	16	semiquaver rest	sixteenth rest	pausa di semicroma	quart de soupir	Sechzehntelpause	corchea silencio de semicorchea or pausa de semicorchea	setzè de pausa (m.) or pausa de semicorxera (f.)
	32	demisemiquaver rest	thirty-second rest	pausa di biscroma	huitième de soupir	Zweiunddreißigstelpause	silencio de fusa or pausa de fusa	trenta-dosè de pausa (m.) or pausa de fusa (f.)
	64	hemidemisemiquaver rest	sixty-fourth rest	pausa di semibiscroma	seizième de soupir	Vierundsechzigstelpause	silencio de semifusa or pausa de semifusa	seixanta-quatrè de pausa (m.) or pausa de semifusa (f.)
	128	semihemidemisemiquaver rest	one hundred and twenty-eighth rest	pausa di centoventottavo	cent-vingt-huitième de soupir	Hundertundachtundzwanzigstelpause	silencio de garrapatea or pausa de garrapatea	

	<p>multi-rest or multiple measure rest: where a number of bars contain only rests, in instrumental parts (and sometimes in scores), the bars are 'collected' together and shown as a single bar contain a rest together with the number of consecutive bars given by a large number placed centrally above the staff over the single bar</p>
-----------------------------------------------------------------------------------	----------------------------------------------------------------------------------------------------------------------------------------------------------------------------------------------------------------------------------------------------------------------------------------------------------------------------------------------

	<p>various note heads listed left to right: top row: plus, circle x, square white, square black, triangle up white, triangle up black, triangle left up white, triangle left up black, triangle right up white middle row: triangle right up black, triangle down white, triangle down black, triangle right down white, triangle right down black, moon white, moon black, triangle-round down white, triangle-round down black bottom row: parenthesis, white, black, cluster white, cluster black, croix, x</p> <p>certain note heads have specific meaning, for example: diamond: special playing modes or notes such as: half-valve, tablature for string harmonics, falsetto voice, silent depression of keys, held keys X: indeterminate pitches, spoken voice and unvoiced sounds, release of certain held notes, noises, ... round pierced by stems: sounds of air blown through an instrument vertical arrow: highest or lowest pitches possible on an instrument triangular: for triangles</p>
--------------------------------------------------------------------------------------	-----------------------------------------------------------------------------------------------------------------------------------------------------------------------------------------------------------------------------------------------------------------------------------------------------------------------------------------------------------------------------------------------------------------------------------------------------------------------------------------------------------------------------------------------------------------------------------------------------------------------------------------------------------------------------------------------------------------------------------------------------------------------------------------------------------------------------------------------------------------------------------------------------------------------------------------------------------------------------------------------------------------------------------------------------------------------------------------------------------

X	<p>as a notehead: indeterminate pitches, spoken voice and unvoiced sounds, release of certain held notes, noises, ...</p> <p>in jazz notation for wind instruments or string instruments, a 'ghost note' is indicated by using an 'x' for the notehead rather than the usual oval. A ghost note is one that is to be played less strongly than the notes around it, the effect is also called 'anti-accent'</p>
H	<i>hauptstimme</i> , (German) principal part or voice
N	<i>nebenstimme</i> , (German) subsidiary or secondary voice or line
8va 	play notes under this sign one octave higher than written
8va 	play notes under this sign one octave lower than written
:	the barline that marks the beginning of a passage that is to be repeated, also called 'open repeat' or 'begin-repeat'
:	the barline that marks the end of a passage that is to be repeated, also called 'close repeat' or 'end-repeat'
	<p>repeat: the 'repetition' signs indicates that a section of a piece of music is to be played a second time - where this is the first section of the piece the left hand sign may be absent - however, where the repeat is of a later section, the left and right hand signs mark the extent of the section</p> <ul style="list-style-type: none"> repeated sections
	a section performed only the first time it is reached otherwise the performer plays a later section usually marked in a similar way but with a 2. and with no vertical line at the end of the section
	<p><i>tremolo</i>: repeated notes</p> <p>Note: in drum or timpani parts, notes with their stems crossed diagonally by two or, more commonly three, lines usually indicate a roll</p>
	<p><i>tremolo</i> or alternations: repeated sequence of two notes a particular interval apart</p> <p>Note: where the two principal notes have stems, and there is no likelihood of confusion, the beams may actually connect to them: see bar 2 in the example</p>












	<p>below</p> 
	<p>simile marks, used to show repeated groups or bars (see immediately below for more information)</p>
	<p>repeated passage using simile marks</p>
	<p>repeated bars using simile marks</p>
	<p><i>Dal segno</i>, <i>D.S.</i> (abbrev.): (Italian) from the sign</p> <ul style="list-style-type: none"> • da capo
	<p>coda sign: a circle or oval with a cross inside it which directs the player to jump from that point to a section marked coda</p>
	<p><i>fermata</i> (It.), <i>Fermate</i> (Ger.): a musical symbol placed over a note or rest to be extended beyond its normal duration</p>
	<p><i>caesura</i> (sing.), <i>caesurae</i> (pl.), <i>fetura</i>, 'tramlines', or 'railroad tracks': usually placed on or above the top line of a staff or stave (not to be confused with the 'simile' mark). A term derived from poetry, <i>caesura</i> is a silent pause somewhere in the middle of a piece of music</p>





	<i>crescendo</i> : (Italian, literally 'growing') increasingly loud
	<i>crescendo</i> from silence: starting from silence, the note should become increasingly louder [information provided by Adam Glynn]
	<i>decrescendo</i> , <i>decresciuto</i> , <i>diminuendo</i> : (Italian) to get gradually softer
	swell: to increase volume and then die away in the duration of a single note or short phrase also called <i>mesa di voce</i> (Italian) or <i>mise de voix</i> (French) In nineteenth-century German non-vocal music the < > sign can represent a stress or accent as opposed to a <i>crescendo</i> followed by a <i>decrescendo</i> music. In such a case, the marking apparently indicates a kind of "warm", not too powerful, accent with implication of vibrato where appropriate [we thank Ron Evans for bringing the reference Signs as Accent Markings to our attention. We have drawn our information from that reference]







notation	English	French	German	Italian	Spanish	Catalan
⦿	double sharp	double dièse	Doppelkreuz	doppio diesis	doble sostenido, elevación de dos semitonos	doble diesi, elevació de dos semitons
♯	sharp	dièse	Kreuz	diesis	sostenido, elevación de un semitono	diesi, sostingut
♮	natural, natural sign	bécarre, naturel	Auflösungszeichen, Quadrat	bequadro	becuadro	becaire
♭	flat	bémol	B, Be	bemolle	bemol, bajada de un semitono	bemoll, disminució d'un semitò
♭♭	double flat	double bémol	Doppel-B, Doppel-Be	doppio bemolle	doble bemol, bajada de dos semitonos	doble bemoll, disminució de dos semitons



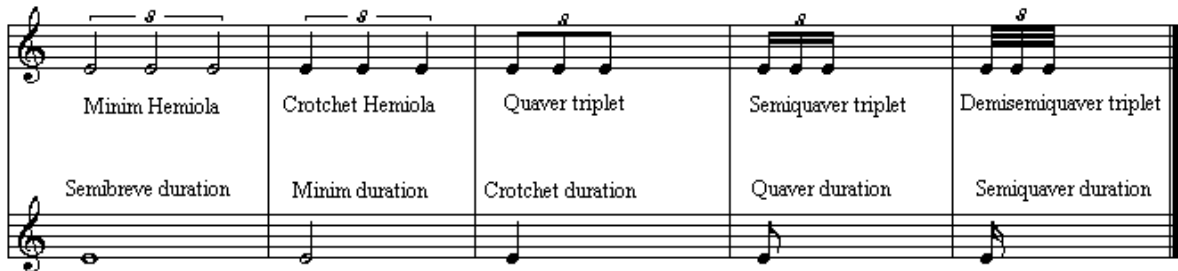

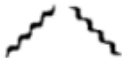

A note about notating accidentals in ornaments: if any of the auxiliary notes in an ornament include accidentals, for instance a C sharp in the key of G major, this is shown by writing an accidental, in this case a sharp sign, above or below the ornament sign. In the case of an F natural in the key of G major, the sign would be a natural. The convention is that if the inflection applies to a note lying above the principal note then the accidental is written above the sign for the ornament and if the inflected auxiliary note lies below the principal note, the accidental sign also lies below the sign for the ornament. Obviously, if the principal note itself is inflected then the accidental is placed to the immediate left of the note head and not with the sign for the ornament








	a double accidental that completely cancels the effect of a double sharp or double flat sign
	a double accidental that restores a double flatted note to a single flatted note (and sometimes to change a sharp to a flat)
	a double accidental that restores a double sharped note to a single sharped note (and sometimes to change a flat to a sharp)


	microtonal 'flat up' sign
	microtonal 'flat down' sign
	microtonal 'natural up' sign
	microtonal 'natural down' sign
	microtonal 'sharp up' sign
	microtonal 'sharp down' sign
quartertone accidental signs (there are other sign conventions)	
	3/4 tone flat
	1/4 tone flat
	1/4 tone sharp
	3/4 tone sharp
	quarter tone sharp sign, a sign to show that a note should be raised one quarter tone in pitch
	quarter tone flat sign, a sign to show that a note







<p>4 ♭</p>	<p>should be lowered one quarter tone in pitch</p>
<p><i>Explication unterschiedlicher Zeichen, so gewisse Manieren artig zu spielen, andeuten.</i></p> 	<p>Bach's own table of ornaments. The use of ornament symbols was never standardised. Please refer to Chapter 23 - Music Theory Online for more information on the use of and notation of 18th-century ornaments</p>
	<p><i>acciaccatura</i>: (Italian) 'crushed' note, grace note (written with a diagonal line through the note hook or flag)</p> <ul style="list-style-type: none"> • grace notes
	<p><i>appoggiatura</i>: (Italian) 'leaning' note, ornamental note (written without a diagonal line through the note hook or flag)</p> <ul style="list-style-type: none"> • appoggiatura
	<p>turn: musical ornament</p> <ul style="list-style-type: none"> • turn
	<p>the turn-with-a-line-through-it is a mystery ornament that occurs in Haydn's piano music. He once called it a 'half mordent' but did not explain the way it was to be</p>




	<p>played. Adding to the confusion is the fact that he was inconsistent in using it so that in parallel places he sometimes substitutes the normal turn as a symbol or written out. Pianists now play it as a normal turn or as a mordent since it is often indistinguishable from a mordent in his manuscript. You can read about this strange ornament in the preface of the Weiner Urtext Edition of Haydn's Piano Sonatas</p>
<p>trill: shake trill: long appoggiatura + shake trill: long appoggiatura + shake + short note</p>  <p>trill: shake + turn</p> 	<p>trill: musical ornament</p> <ul style="list-style-type: none"> trill
<p>eighteenth century mordent nineteenth century mordent</p> 	<p>mordent: musical ornament</p> <ul style="list-style-type: none"> mordent
	<p><i>arpège</i> (Fr.), <i>arpeggio</i> (It.), <i>arpeggi</i> (It. plural): (Italian, meaning 'in the manner of a harp') a spread chord played from the top down or from the bottom up indicated by a vertical wavy line, a vertical square bracket or a curved bracket (the latter two signs are now uncommon)</p> <ul style="list-style-type: none"> arpeggio
	<p>tie: also called a 'bind', a sign that indicates that the note being played or sung sustained, unbroken, through the total time value of the notes under the tie</p>
	<p>slur: a mark used to show where a group of notes are played either under a single bow stroke, or on a wind instrument without re tonguing or when singing, in one breath, so that the notes move smoothly one to the other with no perceptible break</p> <p>"in keyboard playing, and, to a large extent, in wind playing the use of a slur usually seems to have meant simply that the notes should be less distinctly</p>

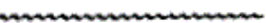

	<p>separated (though in wind playing there may also have been implications for breathing). In string playing the slur is specifically a bowing instruction, but the end effect is much the same. Where (accent markings) appear over successive notes under a slur, however, their function is as much articulation as accent..." Brown [we thank Ron Evans for bringing the reference Signs as Accent Markings to our attention. We have drawn our information from that reference]</p> <p>sometimes an extended slur mark may have less extended slur marks within its scope. In such a situation the less extended mark is a slur while the more extended is called a 'phrase mark' or 'phrasing'. A phrase mark indicates the 'shape' of the musical line, not that all the notes below it should be slurred. Sometimes, the context of the marking may be the only way to tell these two marks apart</p>
	<p>optional slur: the performer is free to choose whether to observe the slur mark or not</p>
	<p>hemiola, triplet: a group of three notes of equal time value performed in the time of two of them, however, (i) one or two of the notes may be rests of equivalent value, and (ii) a consecutive pair may be replaced by a note of double value</p>
	<p><i>glissando, portamento</i>: (Italian) a continuous movement in pitch from the lower to the higher note</p>
	<p>left hand sign shows a rising <i>glissando</i> - the right hand sign shows a falling <i>glissando</i></p>
	<p>placed over or under a note-head, accent in a part for a drummer, indicates a medium stroke</p>













	<p>also called the accent hairpin (>), together with the <i>staccato</i>, it was one of the earliest musical signs to be used, Italian composers G.A. Piani and F. Veracini having proposed something like this several decades before it first appeared in the 1760s. Even so, few composers used it until the late-eighteenth and early-nineteenth centuries but then as synonyms for <i>sf</i> or <i>fz</i> or to indicate something more subtle [we thank Ron Evans for bringing the reference Signs as Accent Markings to our attention. We have drawn our information from that reference]</p> <ul style="list-style-type: none"> • variety of accents
	<p>placed over or under a note-head, <i>staccato</i>: (Italian) note sustained for half the written length, the remaining half silent</p> <p>the <i>staccato</i> mark was the first sign to come into common use, usually appearing as a stroke, dot or wedge. Initially it would appear that the sign was intended to indicated accent as well as separation, but by the late nineteenth-century the mark was used to show a lightening as well as separation [we thank Ron Evans for bringing the reference Signs as Accent Markings to our attention. We have drawn our information from that reference]</p> <ul style="list-style-type: none"> • variety of accents
	<p>placed after a note, a dot indicates that the note is to be held longer - for details see 'dot' in the music dictionary</p>
	<p>placed over or under the note-head, <i>staccatissimo</i>: (Italian) note sustained for quarter the written length, the remaining three-quarters silent - also called a 'wedge'</p> <ul style="list-style-type: none"> • variety of accents
	<p>placed above or below the note-head, <i>marcato</i>: (Italian) marking, marked, accented</p> <p>in a part for a drummer, <i>marcato</i> denotes a heavy stroke</p> <ul style="list-style-type: none"> • variety of accents
	<p>placed above or below the note-head, <i>marcato/staccato</i> or <i>staccato duro</i>: (Italian) more forceful marking, more forcefully accented</p> <ul style="list-style-type: none"> • variety of accents
	<p>placed above or below the note-head, accented <i>staccato</i></p> <ul style="list-style-type: none"> • variety of accents



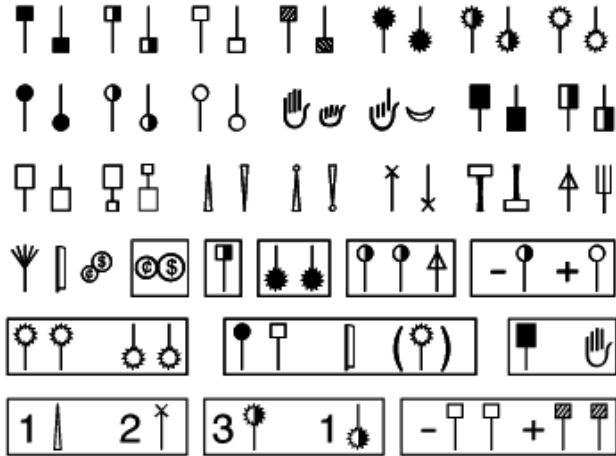
<p>A</p>	<p>as an accent or stress mark - called <i>le petit chapeau</i>. In the eighteenth-century this mark was used to denote expressive stress and for such purpose the sign continued to be used into the nineteenth-century. There is good evidence that in terms of its strength <i>le petit chapeau</i> lies between the light + and the heavier <i>sf</i> and <i>sfz</i>. By the middle of the nineteenth-century <i>le petit chapeau</i> was used synonymously with > or even to indicate a somewhat heavier stress than > [we thank Ron Evans for bringing the reference Signs as Accent Markings to our attention. We have drawn our information from that reference]</p>
	<p>small triangle lying above or below the note-head, strongly accented then immediate <i>diminuendo</i> [Rossini example (Overture to <i>Il Signor Bruschino</i>) supplied by David Bellugi]</p>
<p>—</p>	<p>placed above or below the note-head, <i>tenuto</i>: (Italian) note held to its written length, i.e. not detached</p> <p>in a part for a drummer, the <i>tenuto</i> indicates a light stroke</p> <ul style="list-style-type: none"> • variety of accents <p>the horizontal line (-) sign, with or without a dot above or below the line, was rarely used before the mid-nineteenth-century although some earlier instruction books refer to its use. Without a dot, the horizontal line mark in piano music indicates that the "... keys must be struck with more than the usual emphasis, and the notes must be held for almost more than their usual value" (Czerny). Most nineteenth-century commentators follow this definition, with Wagner suggesting, where applicable, the use of a discrete vibrato [we thank Ron Evans for bringing the reference Signs as Accent Markings to our attention. We have drawn our information from that reference]</p>
	<p>placed above or below the note-head, <i>louré</i>: in string playing the bow motion is <i>legato</i>, but with slight</p>

	<p>separation of the notes. It is performed with several notes in one bow direction, each note receiving a gentle "push" to separate it</p> <ul style="list-style-type: none"> • variety of accents
	<p>placed above or below the note head, <i>martellato</i>: (Italian) strongly marked, hammered</p> <ul style="list-style-type: none"> • variety of accents
	<p>on a bowed instrument: down-bow, as when the bow, held below the hand, is pulled across the string on a member of the violin family, or conversely, as when the bow, held above the hand, is pushed across the string on a member of the viol family; the reverse manoeuvre is called the 'up-bow'</p> <p>on the guitar: down-stroke, the string is plucked with the hand moving downwards</p>
	<p>on a bowed instrument: up-bow, as when the bow, held below the hand, is pushed across the string on a member of the violin family, or conversely, as when the bow, held above the hand, is pulled across the string on a member of the viol family; the reverse manoeuvre is called 'down-bow'</p> <p>on the guitar: up-stroke, the string is plucked with the hand moving upwards</p>
	<p>in string parts: written over or under the note-head, meaning: play a harmonic</p> <p>referring to percussion notation the Percussion Information Homepage - Problems page author writes: "one very annoying side effect of different setups, is the fact the most method books that indicate which hand to use for a certain passage, are difficult to use for players who are learning the other way! So, my advice to publishers and writers: Never indicate hands. And if you have to, use symbols like an open and closed small circle or square above the notes. In that way we just have to change the definition of the symbols and explain that to the student. But it is very unnatural to have to play a note with your L-hand when there is a big R above or below it. Especially when these very letters mean the same hands in another language!"</p>
	<p>in string parts: written over or under the note-head, meaning: play a harmonic</p>

	<p>for string parts: snap <i>pizzicato</i></p>												
	<p>for string parts: use the mute</p>												
<p>II.</p>	<p>for string parts: written under a note to indicate the string to be used (in this case string number 2)</p>												
<p>+</p>	<p>in string parts: written in combination with pizz. over or under the note-head, meaning: play a left hand <i>pizzicato</i></p> <p>applied to chord names or numbers: A, Aug. or +: an augmented interval</p> <p>in percussion parts: a dead stroke, achieved by holding the mallet on the instrument after the attack to dampen the vibration. Dead strokes are commonly notated with a plus sign (+) over the note. Ringing notes in a passage with dead strokes can be indicated with a circle (o) over them; this is not necessary but can help to clarify. "D.S." or staccato dots are other common indications for dead stroke. These notations are not standard and should be explained at the top of the score and part</p> <p>in early music, particularly that for wind-instruments: the 'plus' sign indicates a musical ornament, usually a trill</p> <ul style="list-style-type: none"> • Trills <p>in French horn parts: a '+' above notes to be stopped, followed by a 'o' above notes that are open</p> <p>for longer stopped passages the word is just written out:</p> <table border="1" data-bbox="1518 1086 2040 1238"> <tr> <td>English</td> <td>stopped</td> <td>open</td> </tr> <tr> <td>German</td> <td><i>gestopft</i></td> <td><i>offen</i></td> </tr> <tr> <td>Italian</td> <td><i>chiuso</i></td> <td><i>aperto</i></td> </tr> <tr> <td>French</td> <td><i>bouché</i></td> <td><i>ouvert</i></td> </tr> </table>	English	stopped	open	German	<i>gestopft</i>	<i>offen</i>	Italian	<i>chiuso</i>	<i>aperto</i>	French	<i>bouché</i>	<i>ouvert</i>
English	stopped	open											
German	<i>gestopft</i>	<i>offen</i>											
Italian	<i>chiuso</i>	<i>aperto</i>											
French	<i>bouché</i>	<i>ouvert</i>											
<p>o</p>	<p>applied to chord names or numbers: d, dim. or o: a diminished interval</p>												
	<p>applied to chord names or numbers: a half-diminished interval</p>												
	<p>applied to chord names or numbers: indicates a triad, for example the notes G, B, D. GA7 means a G major</p>												

Δ	7th chord. While Δ is usually not needed with the triad chord, with the 7th chord it indicates that the complete triad should be included in the 7th chord
-	applied to chord names or numbers: indicates a minor triad, for example the notes C, Eb, G . C-7 means a C minor 7th chord
☺	for wind parts: double tongue
☺☺	for wind parts: triple tongue
Flutter 	flutter tonguing, <i>flatterzunge</i> (German), <i>trémolo dental</i> (French), <i>trémolo en roulant la langue</i> (French): extremely rapid, tongued-articulation on a wind instrument
☪	use the fingernails
⊕	damp
⊕⊕	damp all
	extension: a horizontal line placed immediately to the right of a lyric syllable, to show that a syllable must be held during the following note or notes
,	breath mark: a mark placed above the staff where the composer requests that the performer break the musical line and breathe, so producing the desired phrase shape
♩ = 60	metronome mark: an indication of the speed at which a piece is to be played, in this case 60 crotchet (quarter notes) per minute
	<ul style="list-style-type: none"> metronome marks
♩. = ♪	the duration of the note symbol on the left (as applied in the section to follow) is the same as the duration of the note symbol on the right (as applied in the section just finished) in other words new time value = old time value

	sustain pedal on: a symbol indicating when the sustaining pedal is to be applied
	sustain pedal off: a symbol indicating when the sustaining pedal is to be released
	half pedal mark: momentarily lift the sustain pedal before reapplying it
	an example of the older sustain pedal on and sustain pedal off marking
	an example of the older form of sustain pedal on and sustain pedal off marking: the pedal is depressed at the Ped. mark and kept pressed down until the right hand vertical line, unless a half pedal mark (an inverted V) appears between the two vertical lines
	an example of the older form of sustain pedal on and sustain pedal off marking: the pedal is depressed at the Ped. mark and kept pressed down until the right hand vertical line, unless a half pedal mark (an inverted V) appears between the two vertical lines
	an example of the newer form of sustain pedal on and sustain pedal off marking: the pedal is depressed at the left vertical line and kept pressed down until the right hand vertical line, unless a half pedal mark (an inverted V) appears between the two vertical lines
	a direction to use the sostenuto pedal (the middle pedal on a piano) which acts as a selective damper pedal by sustaining specifically chosen notes: the pedal is depressed where the text instruction is placed and held until the right hand vertical line
	part played on an organ pedal-board - use the toe (to indicate that the right foot should be used, symbols are written above the staff; to indicate that the left foot should be used, symbols are written below the staff)
	part played on an organ pedal-board - use the heel (to indicate that the right foot should be used, symbols are written above the staff; to indicate that the left foot should be used, symbols are written below the staff)
	part played on an organ pedal-board - indicate a change of toe and heel, the 2 symbols are placed next to each other, with a slur above or below them.
	part played on an organ pedal-board - indicate a change of foot, the 2 symbols are placed above and below the notes

©	symbol that means 'copyright'
§	symbol called <i>guida</i> (Italian) or <i>presa</i> (Italian) employed to show in a canon or fugue the entry points of other parts, the start of the subject or antecedent, and so on
	symbol called <i>custos</i> (Latin), <i>Wachte</i> (German), <i>guida</i> (Italian), <i>guidon</i> (French) or 'direct', placed at the end of a line to indicate the pitch of the first note on the next line
	a variety of symbols used to indicate which instrument a percussionist should be playing (most are self-explanatory)
	a variety of symbols used to indicate when to use a particular mallet or the hands when playing any particular percussion instrument (most are self-explanatory)

↑ TOP