



WHAT TO BUY



HOW TO STORE



PLACES TO VISIT

IMPORTANT TERMS

NEAR MINT - THIS IS MINT MINUS SOME MINOR DEFECT. THIS COMIC HAS BEEN STORED IN A MYLAR BAG AND LOOKS NEW AS THE DAY IT WAS PRINTED.

SPINE - THE BASE OF THE COMIC, THIS IS WHERE THE PUBLISHER FOLDS AND STAPLES THE COMIC IN ORDER TO HOLD IT TOGETHER.

LONG-BOX - SPECIALLY DESIGNED STORAGE BOXES FOR HOLDING COMICS. AVAILABLE AT YOUR LOCAL COMIC STORE.

POLYPROPYLENE BAGS - LOW COST PLASTIC BAGS FOR ARCHIVING COMIC BOOKS.

MYLAR - PROFESSIONAL, HEAVY DUTY, ARCHIVAL QUALITY PROTECTIVE SLEEVES FOR YOUR COMIC BOOK COLLECTION. ENSURES YOUR COMIC PAGES WILL NOT TURN YELLOW WITH AGE.

TO FIND A COMIC STORE NEAR YOU FOR PURCHASING ARCHIVAL SUPPLIES, CALL 1-888-COMIC-BOOK OR ONLINE AT [HTTP://WWW.DIAMONDCOMICS.COM](http://WWW.DIAMONDCOMICS.COM).



PUBLISHED BY

JULIAN T BAUGHMAN
JTB223@PSU.EDU
104 COLLEGE PARK DRIVE, ALTOONA PA

FREE COMIC BOOK DAY

COURTESY OF YOUR FRIENDLY
NEIGHBORHOOD COMICS OUTLET

FOR FURTHER REFERENCE SEE THE OVERSTREET PRICE GUIDE TO COMIC BOOKS FOUND IN MOST BOOKSTORES.

HELPFUL WEB RESOURCES INCLUDE:

[HTTP://WWW.MIDTOWNCOMICS.COM](http://WWW.MIDTOWNCOMICS.COM)
[HTTP://WWW.COMICSPRICEGUIDE.COM](http://WWW.COMICSPRICEGUIDE.COM)
[HTTP://WWW.WIZARDUNIVERSE.COM](http://WWW.WIZARDUNIVERSE.COM)
[HTTP://WWW.COMICBOOKRESOURCES.COM](http://WWW.COMICBOOKRESOURCES.COM)

COMIC BOOK SIZES

COMICS COME IN DIFFERENT SIZES DEPENDING ON PUBLICATION DATES. GOLDEN AGE COMICS 7 5/8 X 10 1/2 INCHES IN SIZE ARE THE OLDEST YOU WILL FIND. THE GOLDEN AGE LASTED FROM 1938-1955. SILVER AGE COMICS 7 1/8 X 10 1/8 INCHES IN SIZE LASTED FROM 1956-1969. FINALLY CURRENT COMICS AT 7 X 10 1/2 INCHES WITH A DATE RANGE FROM 1970 TO THE PRESENT. NOW THAT YOU KNOW THE DIFFERENCES IN COMICS YOU CAN CHOOSE THE APPROPRIATELY SIZED PROTECTIVE MATERIALS.

KEEPING YOUR COMICS HAPPY



METHODS OF PROTECTING YOUR COMIC BOOK COLLECTION FOR YEARS TO COME

A LITTLE HISTORY LESSON...
COMICS PRIMARILY STARTED AS ENTERTAINMENT FOR YOUNG CHILDREN DURING THE 1920S AND 1930S. EVENTUALLY, MOVING FROM NEWSPAPERS TO THEIR OWN MAGAZINES, THEIR POPULARITY PEAKED IN THE 1960S. THEY REMAIN A PART OF THE COUNTRY'S ENTERTAINMENT INDUSTRY TODAY. MANY COMICS OFFER A LOOK INTO CERTAIN PERIODS OF HISTORY AND PROVIDE A MIRROR OF SOCIETY AT THE TIME. COMICS DURING THE 1940S MADE REFERENCES TO WORLD WAR II AND SERVED AS PROPAGANDA PIECES. THIS TRAIT COMBINED WITH LINKAGES BETWEEN CHILDHOOD AND COMICS, AS WELL AS GREAT WRITING AND ARTWORK DRIVE MANY WHO ENJOY COLLECTING COMICS. THIS GUIDE IS WRITTEN WITH THE NEW COLLECTOR OR SOMEONE RETURNING WITH NO SENSE OF HOW TO PRESERVE THEIR COMICS IN MIND. I HAD NO IDEA HOW TO PROTECT MY OLD COMICS UPON FIRST RETURNING TO THEM. COMIC VALUES DEPEND ON CONDITION AND BOOK SCARCITY. METHODS USED TO PROTECT AND STORE COMICS ARE IMPORTANT IN PRESERVING A COMIC'S GOOD CONDITION.

WHAT DO YOU NEED?

- POLYPROPYLENE BAGS OR MYLARS. YOU'LL NEED DIFFERENT SIZES RESPECTIVELY FOR YOUR COMIC'S SIZE
- ACID FREE BOARDS
- TRANSPARENT TAPE 1/2 TO 1 INCH WIDE
- COMIC LONG-BOX

NOTE: REFER TO THE BACK PANEL OF THESE INSTRUCTIONS FOR COMIC SIZES

CAUTION: FAILURE TO FOLLOW THESE STEPS SEQUENTIALLY MAY RESULT IN DAMAGE TO YOUR COMICS

PREPARATION

STEP 1

1. THOROUGHLY WASH AND DRY YOUR HANDS.

NOTE: HUMAN SWEAT HAS A SLIGHTLY ACIDIC PH CAUSING CHEMICAL DEGENERATION TO YOUR COMIC. PROFESSIONAL COMIC BOOK GRADERS WEAR RUBBER GLOVES TO PREVENT ANY CHEMICAL DAMAGE. FINGERPRINTS ON A COVER DROPS THE TOTAL COMIC VALUE FOR COLLECTORS CONSIDERABLY.




STEPS 2 - 3

2. FIND A LARGE, FLAT SURFACE TO WORK ON. A KITCHEN TABLE IS FINE AS LONG AS IT IS CLEAN AND DRY. REMEMBER IF YOU HAVE A NEAR MINT BOOK YOU WANT TO KEEP IT THAT WAY.

3. GATHER 1 BAG, 1 BOARD AND AN INDIVIDUAL COMIC. HAVE THE TAPE WITHIN ARMS REACH.

STEP 4

4. FIRST INSERT THE SMALLER END OF THE BOARD INTO THE BAG OPENING. SLIDE AROUND 2 1/2 INCHES OF BOARD INTO THE BAG, THEN SET THE COMBINATION DOWN ON THE TABLE. THERE SHOULD BE A SMALL AMOUNT OF SPACE AROUND THE BOARD GIVING ROOM FOR YOUR COMIC.



MOUNTING YOUR COMIC

STEP 1 - 2

1. WITH YOUR COMIC LAYING WITH THE COVER UP, PICK UP YOUR COMIC, GENTLY PLACE IT ON THE BOARD AND SLOWLY WORK THE BOTTOM SEGMENT OF THE COMIC INSIDE THE BAG.



2. LINE UP YOUR BOOK WITH THE BOARD SO NO PART LACKS SUPPORT.

CAUTION: DO NOT HANDLE YOUR COMIC BY THE SPINE. THIS CAUSES SERIOUS DAMAGE TO THE BOOK, DECREASING ITS VALUE. ALSO USE CARE WHEN INSERTING YOUR BOOK INTO THE BAG SO THE CORNERS DO NOT BEND.

STEP 3

3. GENTLY SLIDE YOUR BOOK AND BOARD COMPLETELY INSIDE THE BAG.



SEALING YOUR COMIC BAG

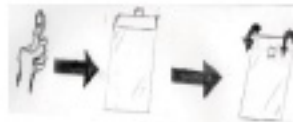
STEP 1

1. TURN YOUR COMBO OVER ON ITS OPPOSITE SIDE. THE COVER FACES DOWN SO ONLY THE BACKBOARD IS VISIBLE.



STEP 2-3

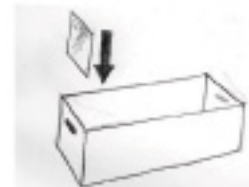
2. DRAW A PIECE OF TAPE ABOUT 1 1/2 INCHES LONG. PLACE HALF THE PIECE IN THE CENTER OF THE OUTSIDE EDGE OF YOUR BAG'S LOOSE PLASTIC FLAP. IT IS FOUND WHERE YOU INSERTED YOUR BOARD IN STEP 4.



3. FOLD THE FLAP DOWN OVER TOP OF THE BOARD SNUGLY. ATTACH THE OTHER HALF OF THE TAPE TO THE BACK OF YOUR BAG.

STEP 4

4. PLACE YOUR BAGGED COMIC INSIDE THE COMIC LONG BOX ON THE COMIC'S EDGE AS YOU WOULD A FOLDER IN A FILING CABINET.



YOU HAVE JUST ARCHIVED A COMIC. BY PUTTING COMICS IN MYLAR SLEEVES WITH A CARDBOARD BACKER, PROTECTION FROM MECHANICAL DAMAGE OCCURS WITH LITTLE EFFORT. LONG-BOXES KEEP YOUR COMICS ORGANIZED AND OFFER AN EXTRA LAYER OF PROTECTION. THIS WILL KEEP THEM LIKE NEW FOR YEARS TO COME. POLYTHENE BAGS MIMIC MYLARS, BUT NEED REPLACED REGULARLY DUE TO SHORT ARCHIVAL PERIOD. COMIC STORES EVERYWHERE SELL SLEEVES AND BOARD'S USUALLY PACKAGED IN PACKS OF 100 AS WELL AS COMIC LONG-BOXES.

CAUTION: KEEP YOUR COMICS OUT OF THE SUNLIGHT. THIS DAMAGES THEM GREATLY, AND GRADUALLY WEARS AWAY YOUR INVESTMENT.