


Preserve
what's
important
to you.




For more information, or to find our location closest to you,
call us at 1 888 TO FRAME.

We can also be found on the internet at www.fastframe.com.

FASTFRAME[®]
EXPERT PICTURE FRAMING

©1999 Fastframe USA, Inc.

FASTFRAME[®]



Encase your artwork in Preservation Plus[™] protection.

Preservation Plus[™] is Fastframe's archival process for the framing techniques and materials involved in the protection of your artwork. Our standards meet or exceed those specified by The Library of Congress. All media, through natural processes, will deteriorate over time. However, we can impede these processes, by encasing your artwork in a protected environment. This brochure will take you through the steps involved in Preservation Plus[™] and help you determine what artwork you should trust to Preservation Plus.[™]



To determine if you
need Preservation
Plus™ ask yourself the
following questions:



Do I Need To Preserve This Piece?



Answer these questions about
your art:

- Is it an original?
- Is it a limited edition?
- Was it purchased for investment purposes?
- Does it have sentimental value?
- Is it now or will it become a historical document?
- Is it irreplaceable?

If you answer yes to any one of these questions, you should consider Preservation

Plus™. Whether you are framing a priceless violin or your child's finger-painting, we think it deserves to be protected. If it's important to you, it's important to us!

What Does Preservation Plus™ Framing Really Mean To Me?

The definition of preservation is to protect from harm or danger. We preserve your treasured art possession by ensuring that the materials and methods used to encapsulate the work will do nothing to harm it, while actively protecting the art from damage resulting from surrounding internal and external environmental factors.

Do I Need To Ask For Preservation Plus™ Framing?

Not at Fastframe. We believe you should not have to ask for the important things. So, for this reason we will present to you the recommendations best suited to your work of art, from regular framing to Preservation Plus™.

How Can I Be Sure Materials And Methods Are Safe?


The professional framers at Fastframe are educated to handle your art and determine the framing method best suited for the art itself. All Preservation Plus™ framing is done on Fastframe premises. We will not send your precious artwork to off-site framing factories. The materials and techniques we use are established by The Library of Congress. When you select Preservation Plus, we will provide free periodic inspections to help ensure your artwork remains in a protected environment.

What Materials Will Be Used In My Frame And Why Are They Important?

FRAMES Quality custom frames are selected to support, encase and add beauty to your art. The size of the frame is carefully selected to support the weight of the artwork. The style of the frame will be

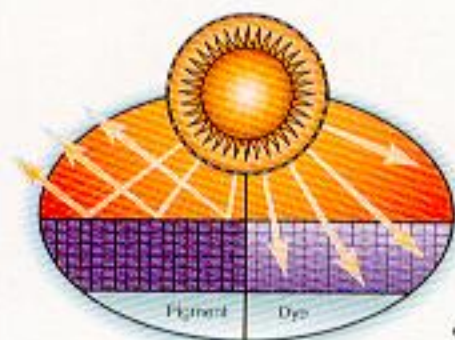
selected to enhance the artwork for years to come. On wood frames, the rabbet (the wood edge against the artwork) will be sealed to ensure the artwork is safe from lignin. Lignin is a property in wood that causes damage to artwork.

GLAZING Preservation glass or UV filtering plexiglass is especially formulated to protect works of art from the damaging effects of ultra-violet light. By using preservation glazing, you are ensuring that 93 to 99 percent of the damaging UV rays should be filtered out before coming into contact with your valuable media.



Ultra-violet light will destroy your artwork if no protection is placed between the art and the source of the UV light. UV light can cause damage to the color of the art as well as the color of the matting. It will not only cause these colors to fade to

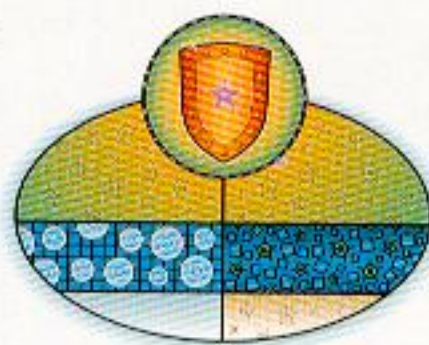
a mere shadow of their former glory, but will cause the fibers of the art, whether paper or fabric to begin to breakdown right in the frame.



MATBOARDS & MOUNTBOARDS We use only 100% cotton ragmats or buffered lignin free matboards, most of which have "MicroChamber® technology". The new "MicroChamber® technology" aggressively holds air pollutants and acids away from the artwork and will actually encapsulate and neutralize them.

Materials that touch and support the art must be lignin free. Lesser grades of matboards and mountboards contain lignin. This agent, over time, will damage the art and quickly discolor the media touching it. Matboards that contain these contaminants may display a yellow bevel. The quality matboards and mountboards used in Preservation Plus™ framing do not contain these contaminants.

REMINDER: If you choose not to select Fastframe's Preservation Plus™, NEVER have your fine artwork permanently mounted or allow it to touch the glass. Using permanent materials could destroy the artwork's value.



Preservation Plus™ Materials Standards

Materials	Standards
Glazing	Preservation glass or UV filtering Plexiglass
Window Mat	Buffered, lignin-free matboard or 100% cotton ragmat
Mounting Board	Buffered, lignin-free matboard, 100% cotton ragboard or acid-free foamboard
Hinges	Mylar mounting strips or corners, water activated linen tape or Japanese paper and starch
FillerBoard	Foamboard, buffered, lignin-free board, acid-free foamboard or 100% cotton ragboard
Moulding Rabbet	Sealed on wood moulding

When I Get My Picture Home, How Can I Help Protect My Artwork From Damage?

Even with Preservation Plus™, you will need to follow some simple guidelines once you get your newly framed artwork home.

- Do not expose your artwork to direct sunlight.
- Hang your picture using two hangers for maximum security.
- The optimal humidity in your home should be anywhere from 68 to 74 percent.
- Do not hang your artwork on a brick or concrete wall, due to potential condensation.



- Bring your artwork into your local Fastframe store every three years for a FREE inspection.
- If you have any suspicion of damage, please bring in your artwork immediately for evaluation.

Fastframe Preservation Plus™ INSPECTION SCHEDULE

Store Address

Customer Signature

Fastframe Signature

Invoice #

Framing Date

FREE INSPECTION EVERY THIRD YEAR

1st Inspection

2nd Inspection

3rd Inspection

4th Inspection