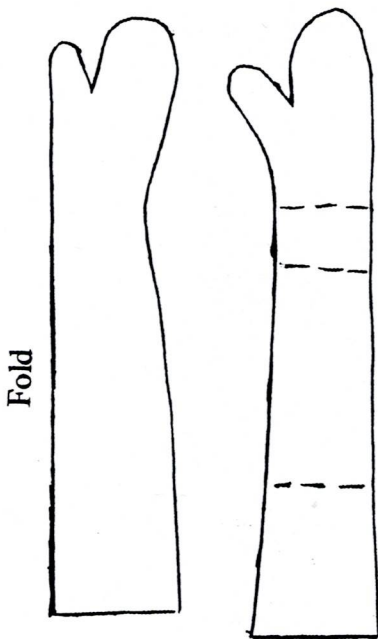




## Gloves

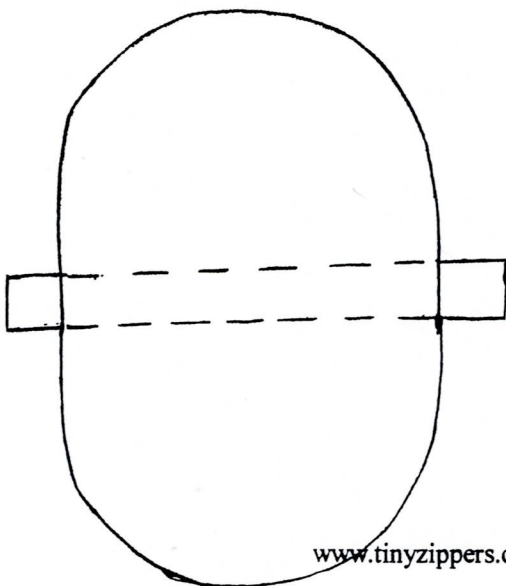
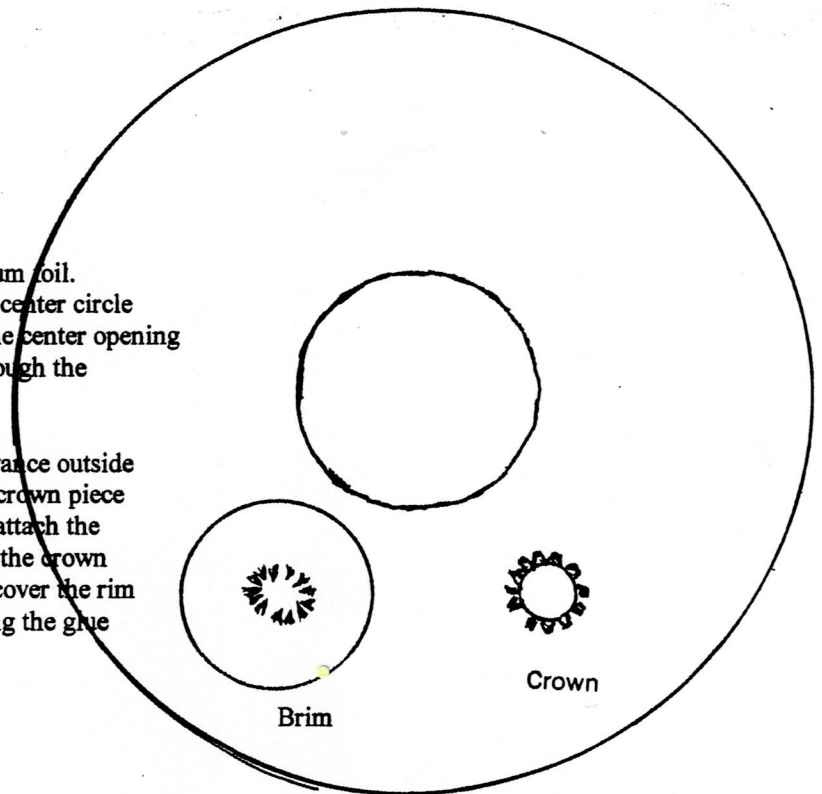
When making gloves, you'll need: STRETCH needle for your sewing machine, 100% nylon or polyester thread. Cut out the paper glove pattern. At the top of the arm, turn down the fabric (use *tricot* or *lycra*), you can hem it or you can simply fold it down. Lay 2 pieces of the hemmed fabric, right sides together. Outline the glove pattern with an erasable fabric marking pen, or you can trace the glove onto tissue paper, apply Sulky temporary adhesive to the paper, and lay the paper pattern on the fabric and sew right through it (tissue paper tears away). Start at the hemmed line, sewing along the line using a small, narrow zig-zag stitch. When you go around the thumb and fingers, switch to a straight stitch. Then trim the seam allowance around the glove. To turn out, use cone shaped jewelry pliers (mine have pink handles and came from Walmart), reach in and grab the thumb (these are the only pliers I've found that will get into that thumb). Then pull it right side out.



## Hat

To make hats, get a film canister and wrap it in aluminum foil. Then, when you've cut out your brim, you'll cut out the center circle with just clips to the curve (see drawing). You'll pull the center opening over the film canister. The film canister will go up through the hole of the brim.

Now, cut out the crown, leaving a good amount of allowance outside the circle. You'll clip the curve (see drawing). Set the crown piece on top of the film canister. Using glue or iron-on tape, attach the crown to the brim. (You are attaching the allowance of the crown to the allowance of the brim.) After it's dried, you can cover the rim of the crown with a ribbon or with matching fabric, using the glue or the iron-on tape.



## Purses

It's easy to make purses by covering poster board. Outline the purse pattern that you want - onto poster board, cut it out. Then just wrap fabric around it, and use glue to secure. Cross stitch fabric makes a good straw looking purse (and hat). Here's the "basket" purse pattern.