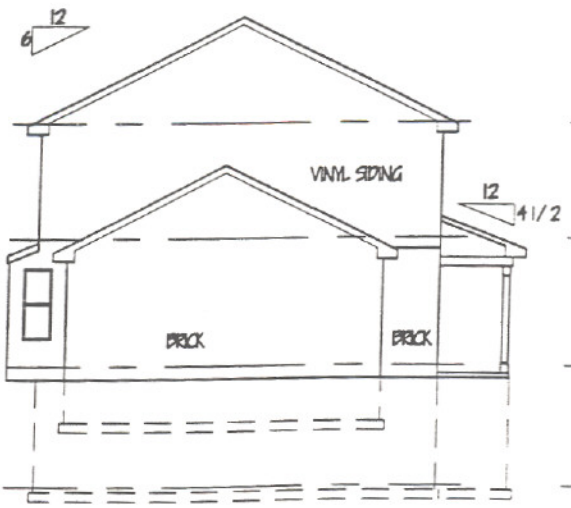

LEFT ELEVATION

1/8"=1'-0"

REAR ELEVATION

1/8"=1'-0"

ELEVATION

SCALE: 1/4" = 1'

REVISION:	DESCRIPTION:

THE ASHFORD
ELEVATION 'E'
(BRICK WRAP)

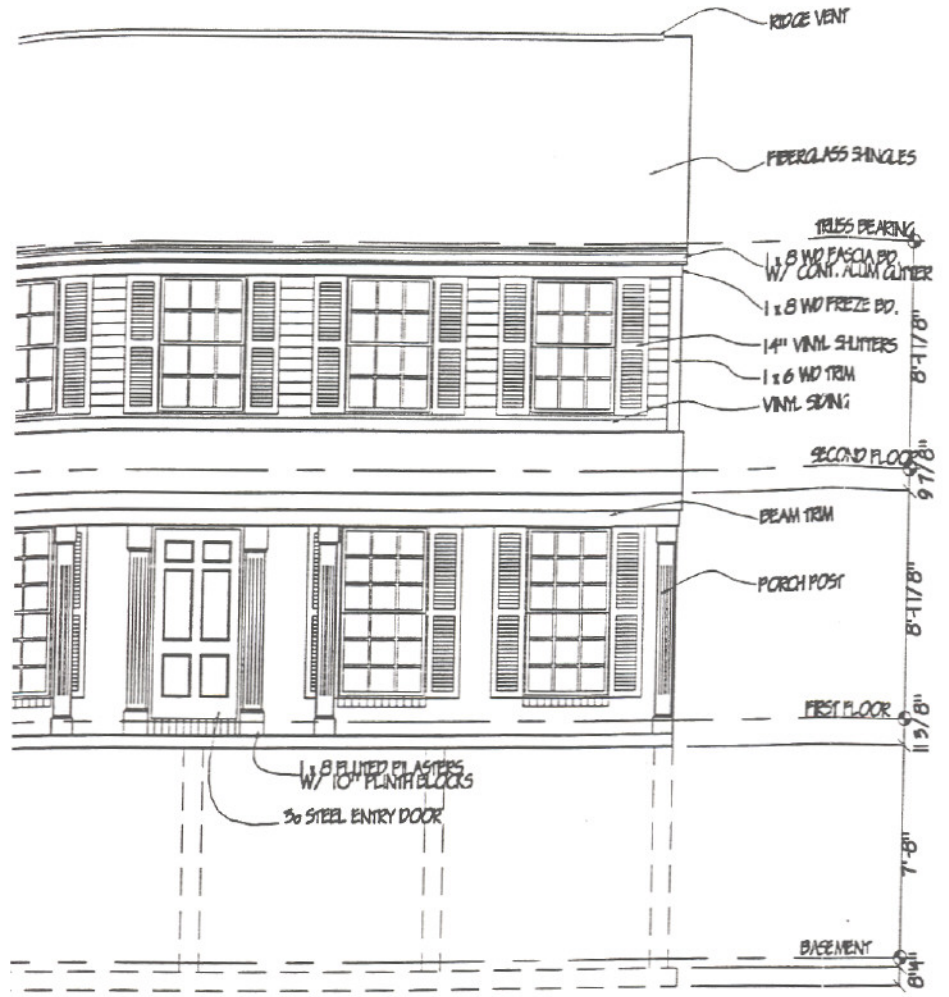

FRONT ELEVATION

1/4"=1'-0"

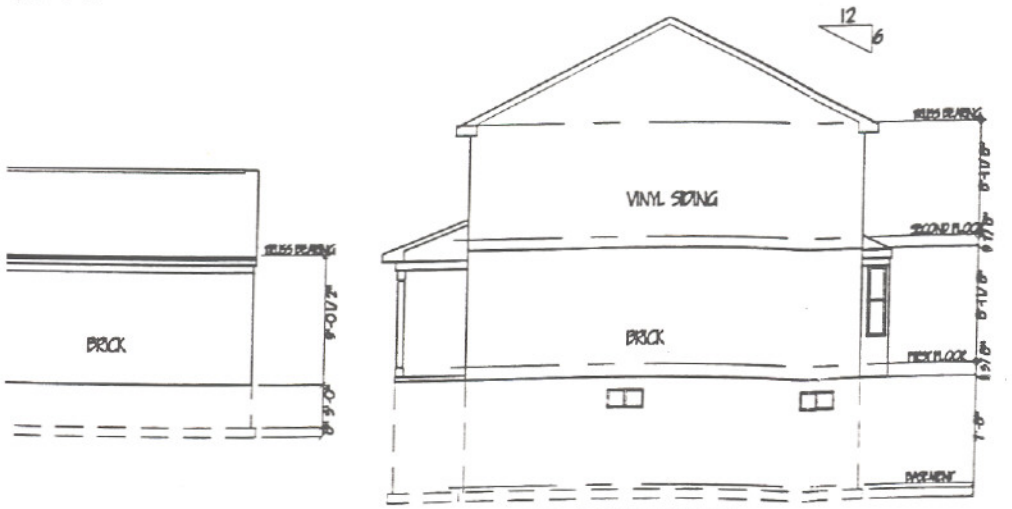

RIGHT ELEVATION

1/8"=1'-0"

FINKE HOMES

DRAWN BY: DON	CHECKED BY:
SCALE: 1/4"=1'-0"	
DATE:	

3180 BURLINGTON PIKE
BURLINGTON, KY 41005
(606) 586-7583

JOB NUMBER	SHEET
328PC	

EXHIBIT PX(13)

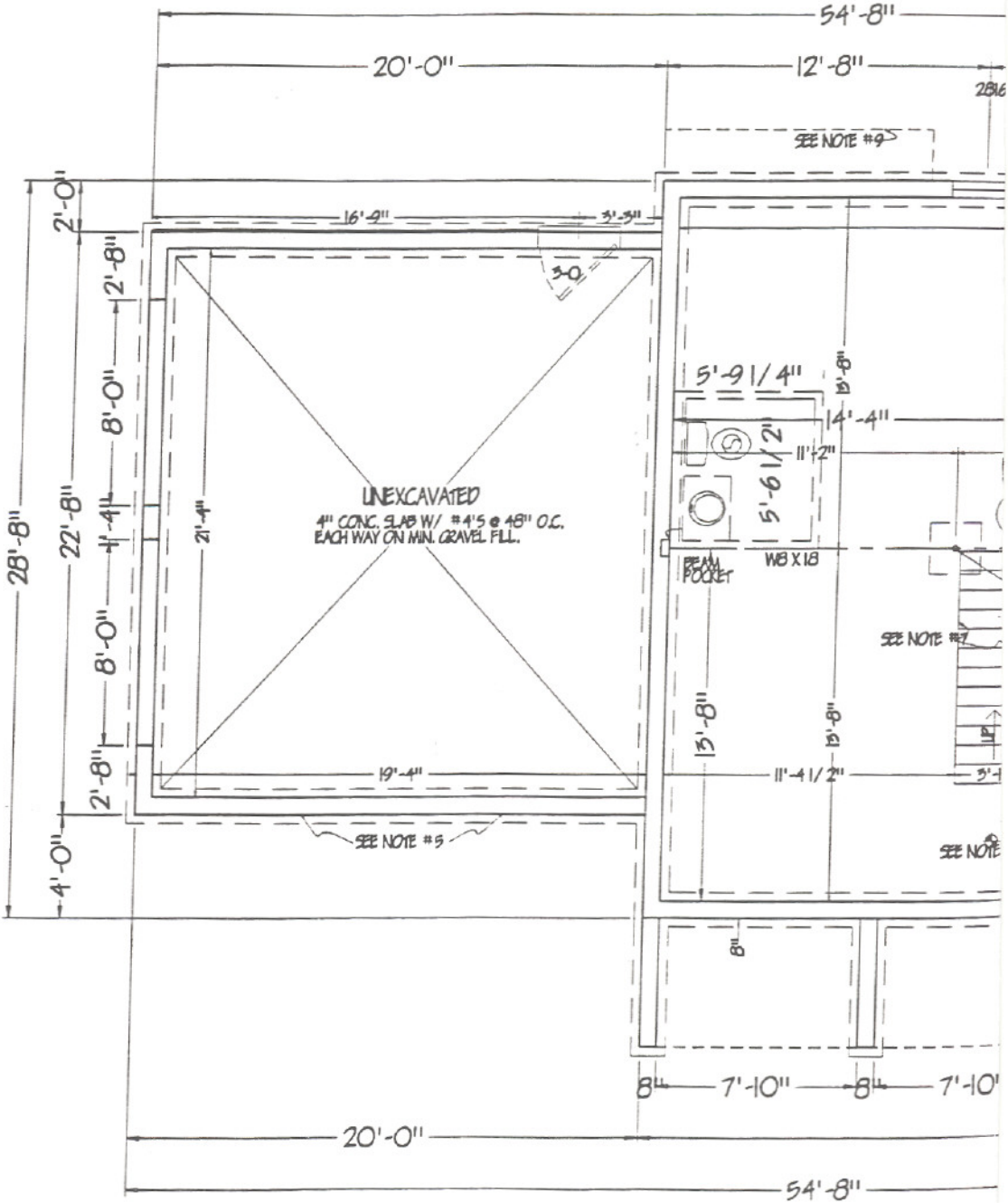

FOUNDATION

SCALE:

REVISIONS	DATE

THE ASHFORD
ELEVATION 'E' (BRICK WRAP)

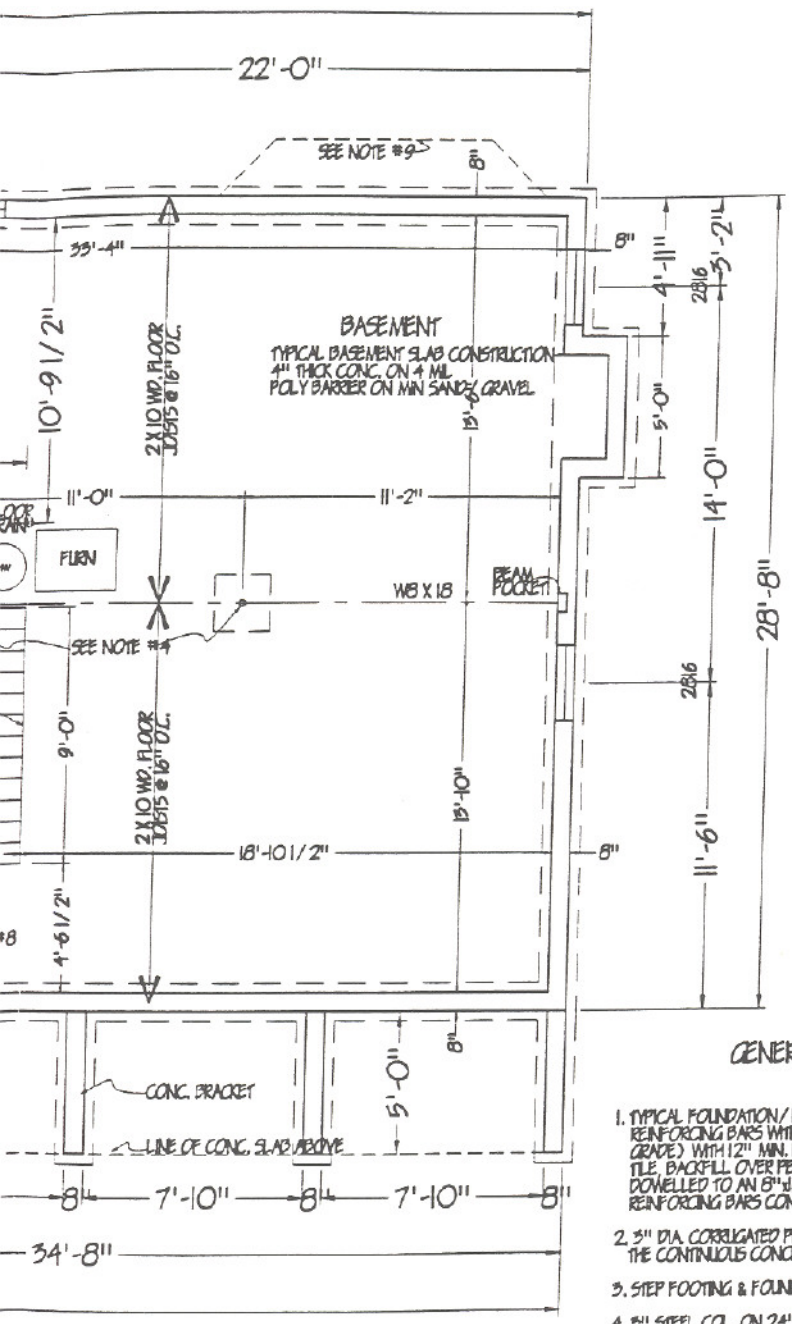

PLAN
1/4" = 1'-0"

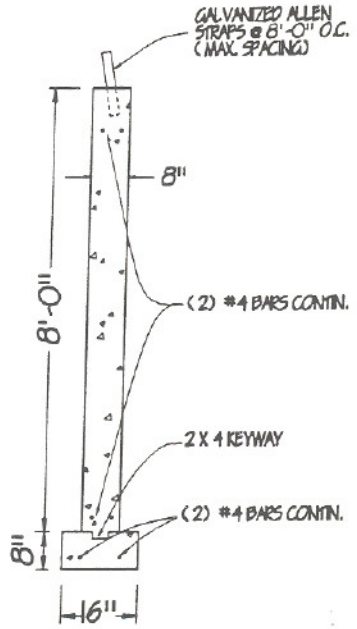

2 / A-1 FOUNDATION
1/2" = 1'-0" REINFORCING DETAIL

FINKE HOMES

GENERAL NOTES

1. TYPICAL FOUNDATION / FOOTING CONSTRUCTION-8" THICK CONCRETE, WITH (4) #4 REINFORCING BARS WITH (2) COATS HOT TAR WATERPROOF ON EXTERIOR (TO FINISH GRADE.) WITH 12" MIN. PEA GRAVEL FILL OVER A 4" DIA. PERFORATED PLASTIC DRAIN TILE. BACKFILL OVER PEA GRAVEL. FOUNDATION WALL SHALL BE KEYED TO AND / OR DOWELLED TO AN 8"x16" CONTINUOUS CONCRETE FOOTING WITH (2) #4 REINFORCING BARS CONTINUOUS.
2. 3" DIA. CORRUGATED PLASTIC DRAIN TILE WEEP HOLES THROUGH THE CONTINUOUS CONCRETE FOOTING @ 12'-0" O.C.
3. STEP FOOTING & FOUNDATION DOWN AS REQ'D FOR FINISH GRADE.
4. 3" STEEL COL. ON 24"x24"x12" CONCRETE PAD W/ (3) #4'S EACH WAY (TYPICAL OF THREE)
5. HOLD DOWN FOUNDATION 12" POUR SLAB THRU @ DOOR OPENING.
6. PROVIDE CONTROL JOINTS IN SLAB @ 30'-0" MAX. SPACING EACH WAY.
7. 30" TO 34" HIGH HANDRAIL W/ BALLUSTERS @ 4" MAX. CLEAR SPACING.
8. 110 VOLT SMOKE DETECTORS. HARD WIRE TO ALL DETECTORS.
9. LINE OF FLOOR ABOVE.

DRAWN BY: DON	CHECKED BY:
SCALE: 1/4"=1'-0"	
DATE:	

5180 BURLINGTON PIKE
BURLINGTON, KY 41005
(606) 586-7583

JOB NUMBER	SHEET
1623R	

ADDRESS 1108 BRIGADE RD.

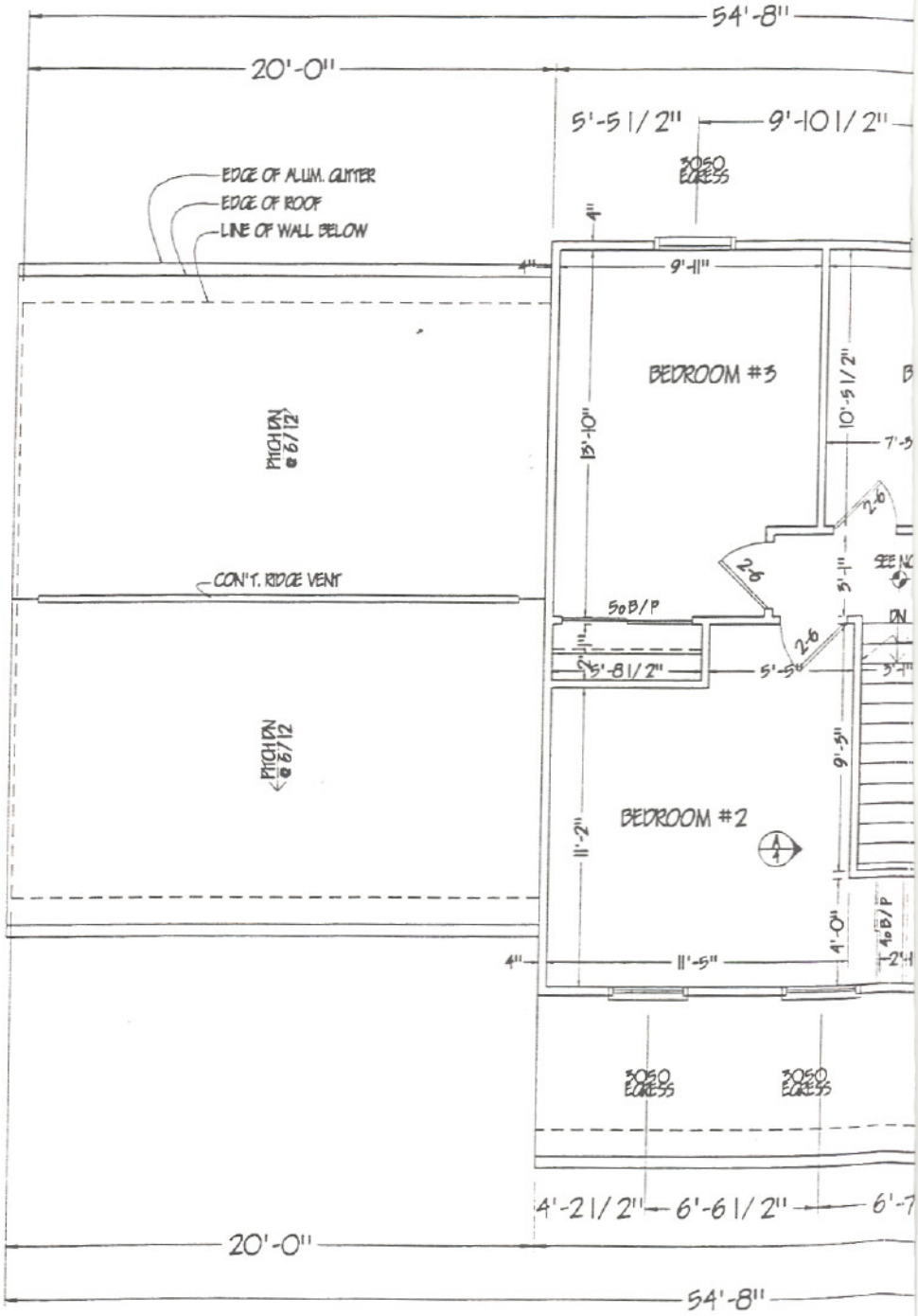

SECOND FLOOR

SCALE:

REVISION:	DESCRIPTION

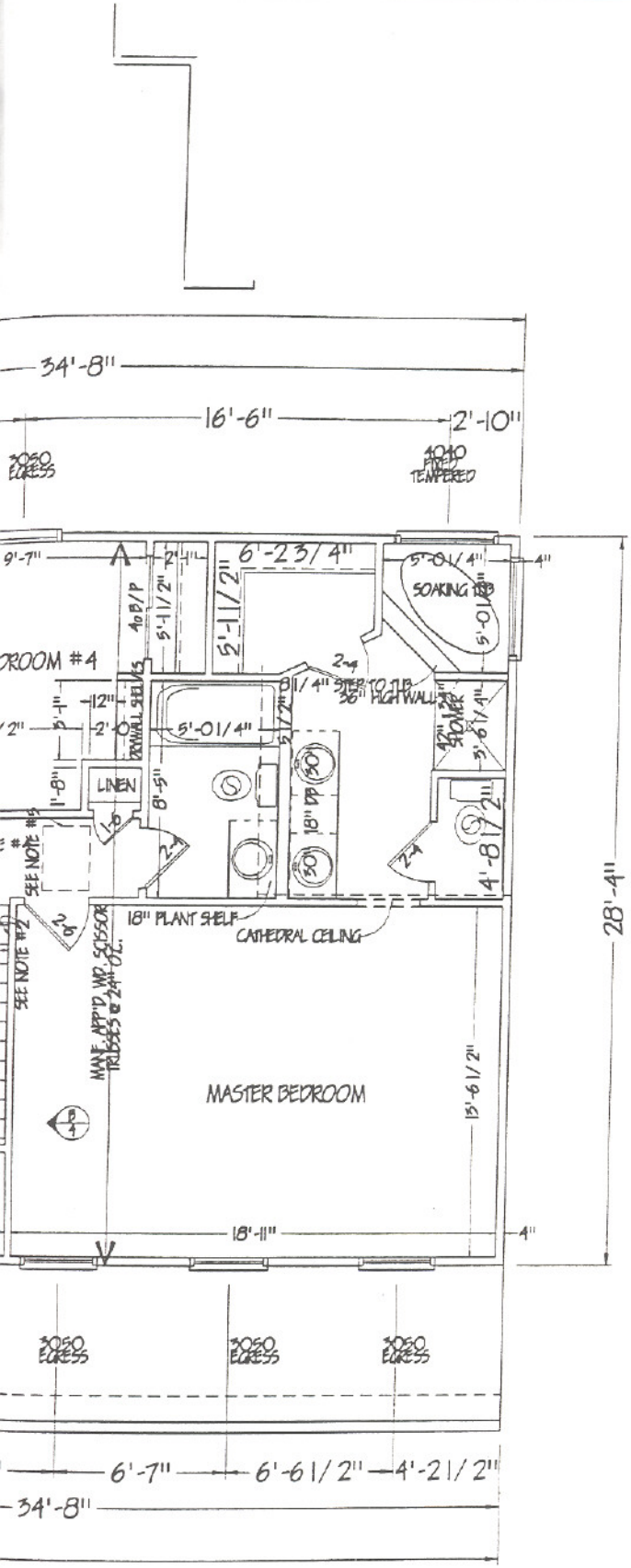

PLAN

1/4" = 1'-0"

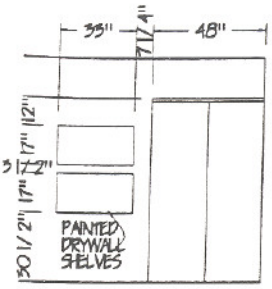

ELEVATION 'A'

SCALE 1/4" = 1'-0"

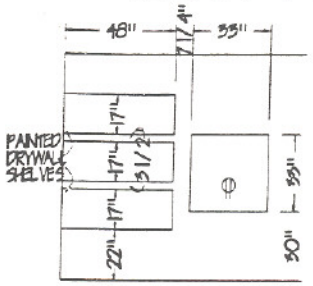

ELEVATION 'B'

SCALE 1/4" = 1'-0"

THE ASHFORD
ELEVATION 'E'
(BRICK WRAP)

FINKE HOMES

GENERAL NOTES:

1. ALL INTERIOR PARTITIONS SHALL BE 3-1/2" UNLESS OTHERWISE NOTED.
2. 30" TO 34" HIGH HANDRAIL W/ BALLUSTERS @ 4" MAX CLEAR SPACING.
3. EXHAUST FANS SHALL BE VENTED TO EXTERIOR.
4. PROVIDE SMOKE DETECTORS AS SHOWN. HARD WIRE TO ALL DETECTORS.
5. 22" X 30" MIN. ATTIC ACCESS PANEL ABV.

DRAWN BY: DON	CHECKED BY:
SCALE: 1/4" = 1'-0"	
DATE:	

3180 BURLINGTON PIKE
BURLINGTON, KY 41005
(606) 586-7583

JOB NUMBER	SHEET
162BR	