



SPECIFICATION

Description:

30 Degree 5mm LITEFO Lamp in
Amber Color with Water Transparent
Lens and Stopper

Dice Material: AlGaInP

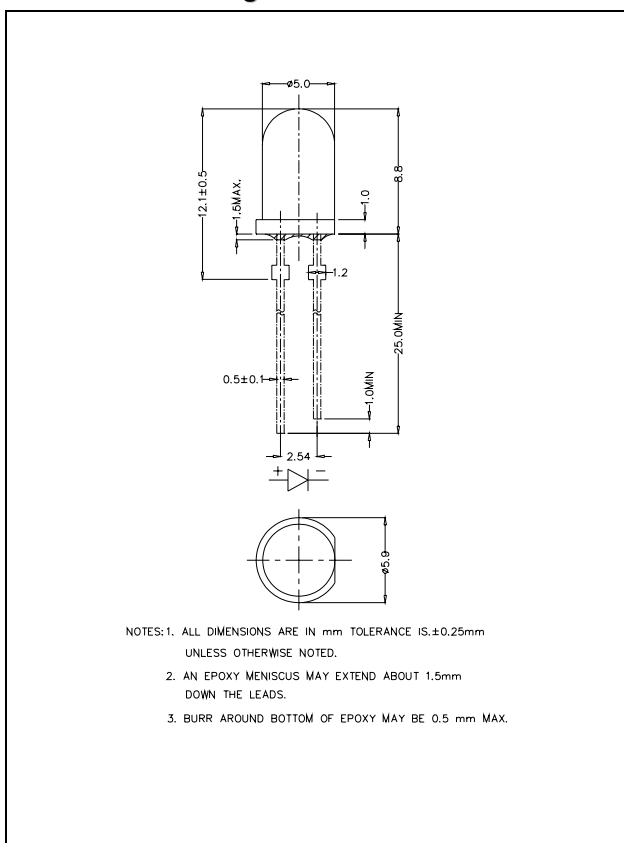
MODEL No : FC530ATYL11



Confirmed
by Customer: _____

Date: _____

Dimension Drawing



Applications

- Advertising Signs
- Indicators
- Traffic
- Automotive Lighting

Absolute Maximum Ratings at $T_a = 25^\circ\text{C}$

Items	Symbol	Absolute maximum Rating	Unit
Forward Current ^{*2}	I_F	50	mA
Peak Forward Current ^{*1}	I_{FP}	200	mA
Reverse Voltage	V_R	5	V
Power Dissipation	P_D	130	mW
Operation Temperature	T_{opr}	$-40 \sim +95$	$^\circ\text{C}$
Storage Temperature	T_{stg}	$-40 \sim +100$	$^\circ\text{C}$
Lead Soldering Temperature	T_{sol}	Max.260 $^\circ\text{C}$ for 3 sec Max. (3mm from the base of the epoxy bulb)	

*1 pulse width ≤ 0.1 msec duty $\leq 1/10$

*2 For long term performance the drive currents between 10mA and 30mA are recommended. Please contact LITEFO sales representative for more information on recommended drive conditions.

Typical Electrical & Optical Characteristics ($T_a = 25^\circ\text{C}$)

Items	Symbol	Condition	Min.	Typ.	Max.	Unit
Forward Voltage	V_F	$I_F = 20\text{mA}$	---	2.3	2.6	V
Reverse Current	I_R	$V_R = 5\text{V}$	---	---	100	μA
Dominant Wavelength	λ_D	$I_F = 20\text{mA}$	584	591	596	nm
Luminous Intensity	I_v	$I_F = 20\text{mA}$	2130	3500	---	mcd
50% Power Angle	$2\theta_{1/2}$ H-H	$I_F = 20\text{mA}$	---	30	---	deg

Standard bins for FC530ATYL11 ($I_F = 20\text{mA}$):

Lamps are sorted to Luminous Intensity – I_V , V_F & Dominant Wavelength – λ_D bins shown.

Orders for FC530ATYL11 may be filled with any or all bins contained as below.

All Luminous Intensity – I_V , V_F & Dominant Wavelength – λ_D values shown and specified are at $I_F = 20\text{mA}$.

* V+

	X2	X3	X4	X5	
5860mcd					X W V
4180mcd					
3000mcd					
2130mcd					
	584nm	587nm	590nm	593nm	596nm
Dominant Wavelength (λ_D)					

* V+ indicates Luminous Intensity is at V bin or above.

Forward Voltage (V_F)

Rank	V2	V3	V4	V5
Voltage	1.8-2.0V	2.0-2.2V	2.2-2.4V	2.4-2.6V

Important Notes:

- 1) All ranks will be included per delivery, rank ratio will be determined by LITEFO.
- 2) Pb content <1000PPM.
- 3) Tolerance of measurement of luminous intensity is $\pm 15\%$.
- 4) Tolerance of measurement of dominant wavelength is $\pm 1\text{nm}$.
- 5) Tolerance of measurement of V_f is $\pm 0.05\text{V}$.

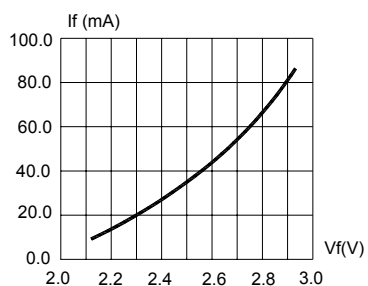


FIG.1 FORWARD CURRENT VS. FORWARD VOLTAGE.

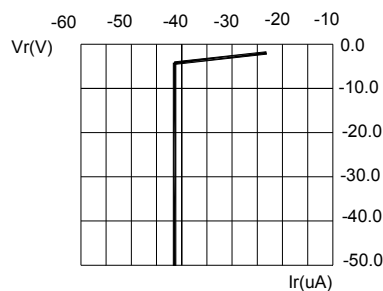


FIG.2 REVERSE CURRENT VS. REVERSE VOLTAGE.

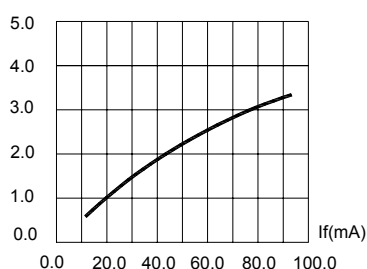


FIG.3 RELATIVE LUMINOUS INTENSITY VS. FORWARD CURRENT.

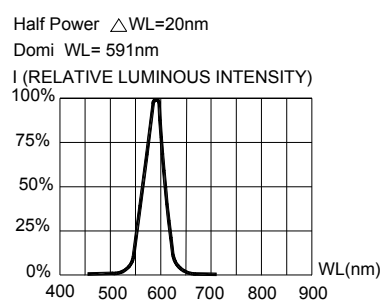


FIG.4 RELATIVE LUMINOUS INTENSITY VS. WAVELENGTH.

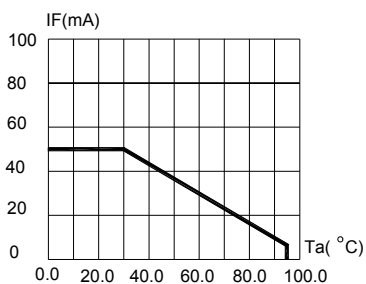


FIG.5 MAXIMUM FORWARD DC CURRENT VS AMBIENT TEMPERATURE ($T_{jmax}=105^{\circ}\text{C}$)

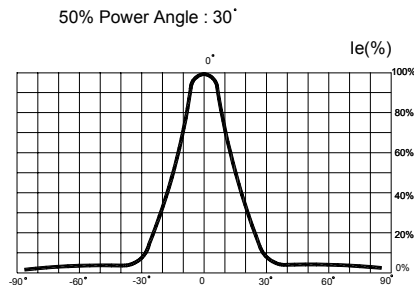


FIG.6 FAR FIELD PATTERN

Items	Signatures	Date	Revision History	
Prepared by	Lois	2004/10/06	DOC. No.	CHANGE DESCRIPTION
Checked by	Jarvis	2004/10/06	02 06Oct04	Add ESD and Notes; Change FIG.1&3&5; Change IV & λ_D Rank form
Approved by	D.W.Liu	2004/10/06		
ECN#	ECN-H20040274			

Data is subject to change without prior notice.

Obsoletes Doc: A 07Jun04.