



SPECIFICATION

Description:

15 Degree 5mm LITEFO Lamp in
Amber Color with Water Transparent
Lens and Stopper

Dice Material: AlGaInP

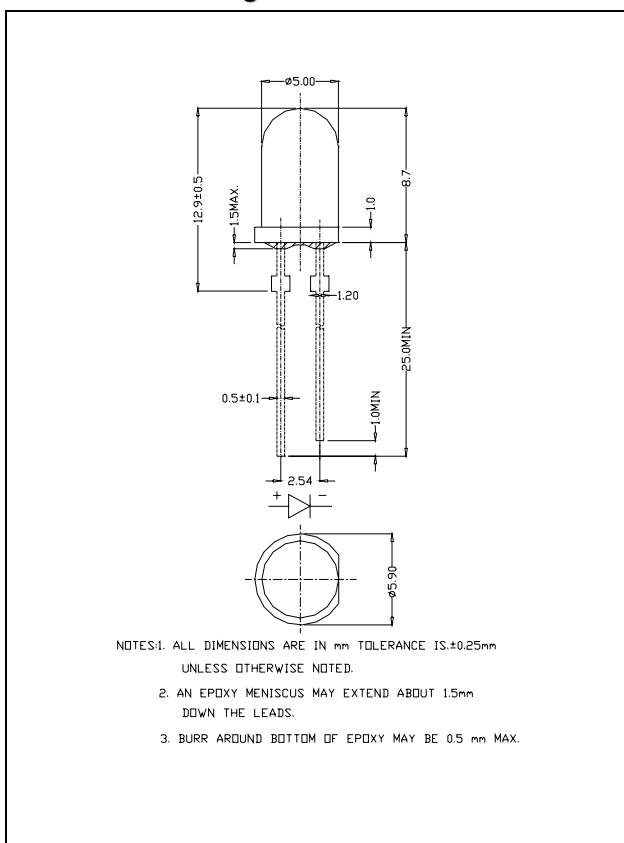
MODEL No : FC515ANYL11



Confirmed
by Customer: _____

Date: _____

Dimension Drawing



Applications

- Advertising Signs
- Indicators
- Traffic
- Automotive Lighting

Absolute Maximum Ratings at Ta = 25°C

Items	Symbol	Absolute maximum Rating	Unit
Forward Current ^{*2}	I _F	50	mA
Peak Forward Current ^{*1}	I _{FP}	200	mA
Reverse Voltage	V _R	5	V
Power Dissipation	P _D	125	mW
Operation Temperature	T _{opr}	-40 ~ + 95	°C
Storage Temperature	T _{stg}	-40 ~ +100	°C
Lead Soldering Temperature	T _{sol}	Max.260°C for 3 sec Max. (3mm from the base of the epoxy bulb)	

*1 pulse width ≤0.1msec duty ≤1/10

*2 For long term performance the drive currents between 10mA and 30mA are recommended. Please contact LITEFO sales representative for more information on recommended drive conditions.

Typical Electrical & Optical Characteristics (Ta = 25°C)

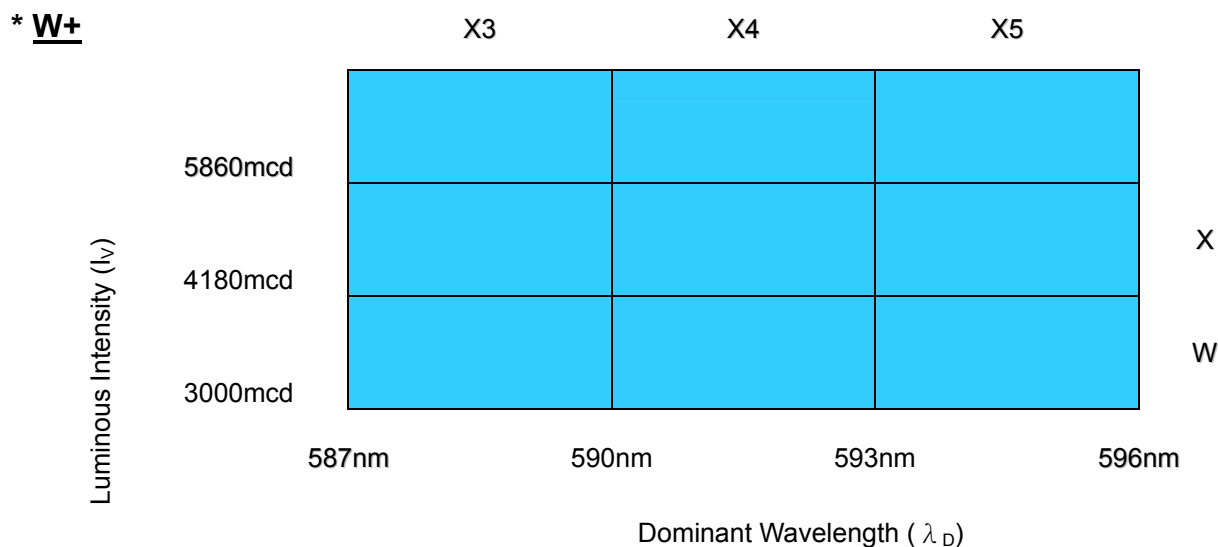
Items	Symbol	Condition	Min.	Typ.	Max.	Unit
Forward Voltage	V _F	I _F = 20mA	---	2.0	2.5	V
Reverse Current	I _R	V _R = 5V	---	---	100	μA
Dominant Wavelength	λ _D	I _F = 20mA	587	591	596	nm
Luminous Intensity	I _v	I _F = 20mA	3000	4300	---	mcd
50% Power Angle	2θ _{1/2} H-H	I _F = 20mA	---	15	---	deg

Standard bins for FC515ANYL11 ($I_F = 20\text{mA}$):

Lamps are sorted to Luminous Intensity – I_V , V_F & Dominant Wavelength – λ_D bins shown.

Orders for FC515ANYL11 may be filled with any or all bins contained as below.

All Luminous Intensity – I_V , V_F & Dominant Wavelength – λ_D values shown and specified are at $I_F = 20\text{mA}$.



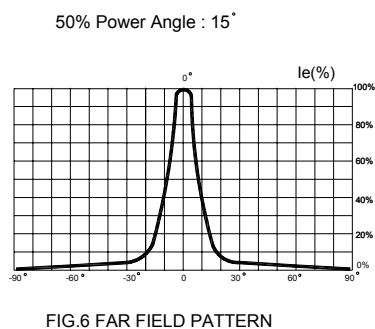
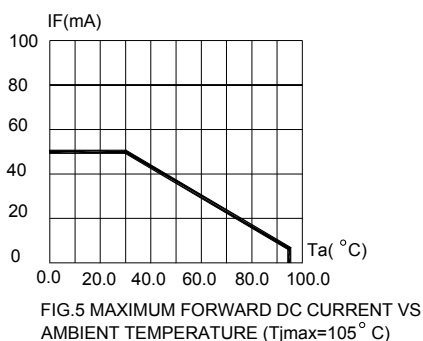
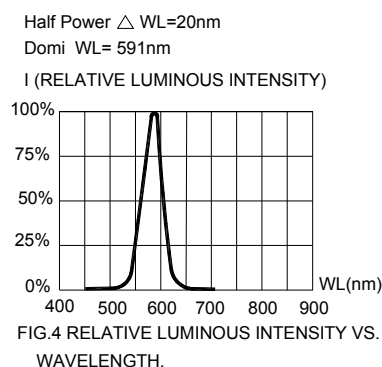
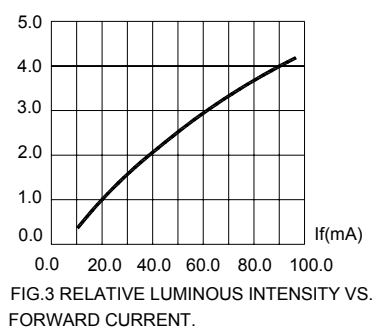
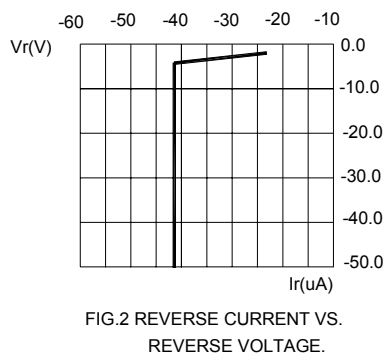
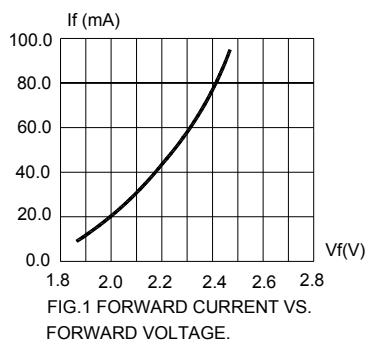
* W+ indicates Luminous Intensity is at W bin or above.

Forward Voltage (V_F)

Rank	V1	V2	V3	V4	V5
Voltage	1.6-1.8V	1.8-2.0V	2.0-2.2V	2.2-2.4V	2.4-2.6V

Important Notes:

- 1) All ranks will be included per delivery, rank ratio will be determined by LITEFO.
- 2) Pb content <1000PPM.
- 3) Tolerance of measurement of luminous intensity is $\pm 15\%$.
- 4) Tolerance of measurement of dominant wavelength is $\pm 1\text{nm}$.
- 5) Tolerance of measurement of V_f is $\pm 0.05\text{V}$.



Items	Signatures	Date	Revision History	
Prepared by	Lois	2004/10/06	DOC. No.	CHANGE DESCRIPTION
Checked by	Jarvis	2004/10/06	02 06Oct04	Add ESD and Notes; Change FIG.1&3&5; Change IV & λ_D Rank form
Approved by	D.W.Liu	2004/10/06		
ECN#	ECN-H20040274			

Data is subject to change without prior notice.

Obsoletes Doc: A 20Apr04.