



ART AND CULTURE IN THE CLASSROOM

Moderator:

Jeridel “Jd” Banks, ALT at Haebaru Senior High School

ART AND CULTURE WORKSHOP OUTLINE

- What is art and culture?
- Importance of art and culture in the classroom
- Incorporating culture
- Incorporating art
 - Low-tech vs. High-tech
 - Creating materials
- Activities
- Open Discussion/Q&A
- Recommended Websites
- Recommended Books
- How-To Tutorials



WHAT IS ART AND CULTURE?



- **Art** is the use of skill and imagination in creating aesthetic objects, environments, or experiences that can be shared with others.
- **Culture** is the full range of learned human behavior patterns.



Why is art and culture
important in the
classroom?



WHY IS IT IMPORTANT TO PUT ART AND CULTURE IN THE CLASSROOM?

- Increase motivation and interest in English class.
- English lessons can stick a little better.
- Gives students a new perspective on global life.
- Gives students a new perspective on the importance of English.
- Students can relate to foreigners better.
- Students learn more about their own culture and language.
- Prepares students entering universities, study abroad program, and jobs in Japan
- Students are visual learners!



CULTURE

is the full range of learned human behavior patterns which includes:

- knowledge,
- belief,
- art,
- law,
- morals,
- custom,
- and any other capabilities and habits acquired (...) as a member of society" (Edward B. Tylor, anthropologist)


"Language is an expression of culture."



CULTURE (INCORPORATION)

- Make the lesson relevant → relate to students, not to tests, otherwise, they forget all of the English taught to them
- Don't stick to the textbook → use it as a guide or reference
- Make lessons practical → Can students use this lesson for communication with an English speaker?
- Allow ALTs to talk about their experiences, not just holidays, in their home country as part of listening practice
- JTEs and ALTs must plan lessons together
- Talk about global issues and world themes in class (hunger, health, customs, gestures, food, flags, music, poverty, literacy, uniforms)
- Use Japanese culture as an example, not a comparison.





We all remember these days.

Why repeat it?

CULTURE INCORPORATION EXAMPLES

- When do Australians celebrate Christmas?
- Do other countries have Thanksgiving?
- How is Valentine's Day different in other countries?
- What did you do for Golden Week?
- What is your country's favorite sport?
- How old do you have to be to drive?
- What do you do on social holidays?
- What did you do when you were a student?
- Who are some famous people in your country?
- What's famous in your hometown?




CULTURAL ISSUES: NATIONALITY VS. ETHNICITY

- Nationality: what country are you from?
 - Incorporate both your home *country*'s culture and your home *town*'s culture.
- Ethnicity: what are you?
 - Incorporate your ethnic or cultural background.
- Which should you teach from?
 - Teach from both your personal nationality and ethnicity– it will show students that not only American and British English exists.
 - Try not to generalize. Remember, every nation and ethnicity is different. Research is always good.



JAPANESE CULTURE



- Using Japanese culture is a strong way to relate to students. Just use English!

- Example:

- *Anime* in English.
- *Manga* in English.
- *Rakugo* in English.
- *Haiku* in English.
- Japanese children's books in English.



Images from VIZ Media's *Naruto Shippuuden*

WHAT'S THEIR NAME?

Yu-Gi-Oh!



Jonouchi Katsuya
Joey Wheeler



Shueisha Publishing
VIZ Media

Conan



Shinichi Kudo
Jimmy Kudo



Shogakukan Publishing
VIZ Media

Sailor Moon



Usagi Tsukino
Serena Tsukino



Kodansha

ART

Is the use of skill and imagination in creating aesthetic objects, environments, or experiences that can be shared with others.

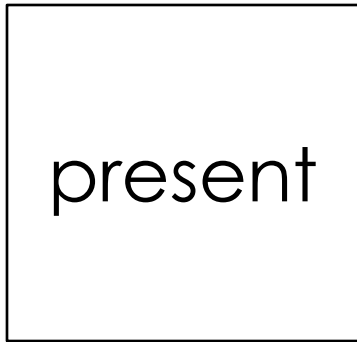
“Art is like a border of flowers along the course of civilization.” ~Lincoln Steffens




WHY IS ART IMPORTANT?

- Most people are visual and/or tactile (or need to touch things) learners.
- Example:

Which one of these sticks out the most?



A



B



C



D



IF YOU DON'T WANT TO OR CAN'T DRAW



- Give the drawing assignment to the Art Club.
- Give the drawing assignment to a student who likes to draw.
- Make something 3D.
- Take a picture from your camera.
- Look for clip art and images online.
- Use realia.



MATERIALS (ART)

○ Low-tech Art

- Doesn't require a computer, projector, or electronic equipment
- Pros: Fast to set up
- Cons: Slow to prepare, uses up paper and materials
- Examples: storyboards, musical instruments, stuffed animals

○ High-tech Art

- Requires a computer, projector, or electronic equipment
- Pros: Fast to prepare
- Cons: Slow to set up, uses up electricity
- Examples: videos, music, websites, clipart



LOW-TECH MATERIALS

- Story Boards
- Instruments
- Stuffed Animals
- Trial Textbooks
- Paper Dictionaries
- Newspaper Clippings
- Magazine Ads
- Construction Paper
- Coupons
- Country's Embassy Publication Materials
 - Call and get papers from your local embassy



LOW-TECH MATERIALS: REALIA

○ Realia

- Manga in English
- Children's Books
- Maps
- Brochures
- Cards
- Board Games
- Money
- Photos
- Stamps
- Menus
- Coloring Books


○ Where to get it

- Bookstores
- Recycle Shops (Manga Souko)
- Food Places (A&W, McDonald's)
- Daiso
- Military Bases
- Travelling abroad
- Ask ALTs
- Online
- Friends (trade or exchange)



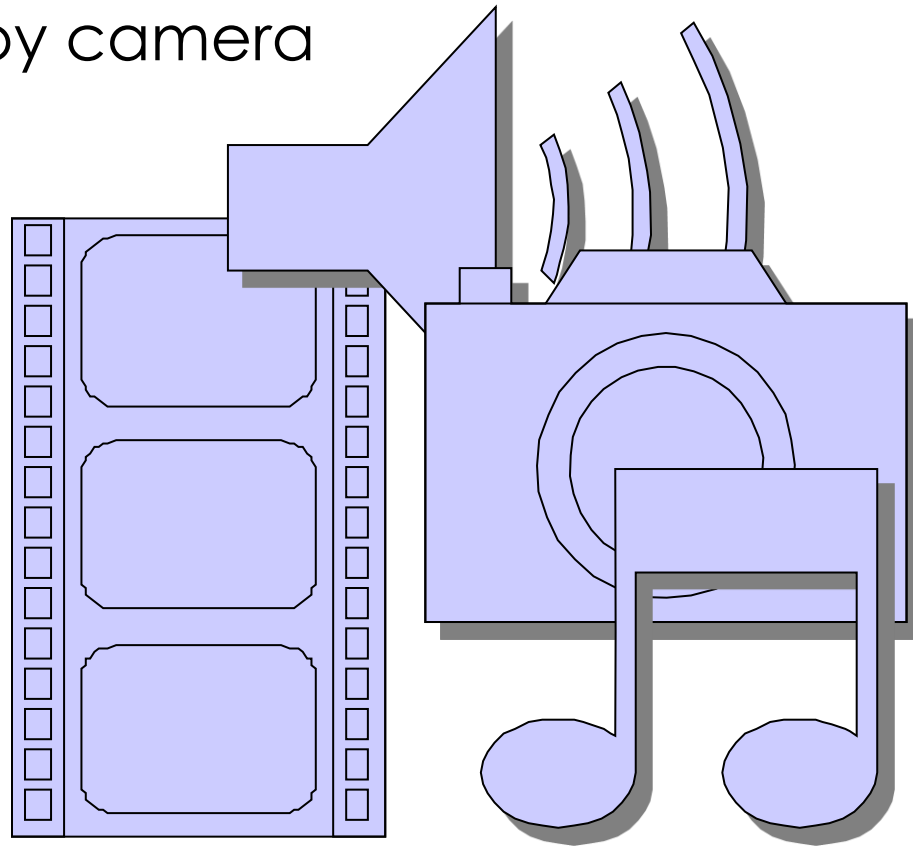
CREATING LOW-TECH MATERIALS

- Draw images, laminate them (if they aren't big), and put magnets on them
- If you can't draw, just print the image, laminate it, and put magnets on the back
- Cut out papers from the newspaper or advertisements
- Copy image(s) from a book or magazine
- Construction paper is your friend!



HIGH-TECH MATERIALS

- Images from the Internet or Microsoft Clipart
- Images taken by camera
- Videos
- Music
- Websites
- Photos



CREATING HIGH-TECH MATERIALS



- Print the image, laminate it, and put magnets on it
- Take a picture with the camera, print it, and laminate it
- Freeze a frame from the computer or a video, and print it out.
- Download videos already uploaded on Youtube and save.
- Put music on an iPod or CD, and play during class.
- Take students to the computer room and play an English spelling or vocabulary game.




ACTIVITIES

- During class
 - Games and communication activities
 - Arts and crafts activities
 - Presentations from foreign visitors
- Outside of class
 - Arts and crafts activities
- Projects
- Extra Credit



DURING CLASS ACTIVITIES

- Pass the 
 - Great as a warm-up for Christmas time
 - Good for all levels
 - Wrap a small present with 10 to 12 layers of wrapping paper or newspaper.
 - Play music as the students pass it around.
 - When the music stops, the student holding the present must answer a question before unwrapping a layer.
 - The game ends when someone finally unwraps the last layer.



DURING CLASS ACTIVITIES CONTINUED



- Listening Pyramids (good for JHS or SHS)
 - *Good for phonics and for big or small classes.
 - The ALT will pick one word out of the two.
 - The students will circle the word.
 - After the last word is said, the students will arrive at a number.
 - If the students circled the correct word, the number will be correct.



DURING CLASS ACTIVITIES CONTINUED

○ Comic Strip Writing in English

- Give students a worksheet with a manga or comic strip that has blank talking bubbles.
- Give points for grammar.
 - Example: 1 point for using *be* verbs (is, am, are, was, etc.), 2 points for using verbs (plays, playing, played), and 3 points for using 2 verbs (going to play, want to eat)
- Students can write in Japanese and translate it later, but they must write in English in the least.
- ALT and/or teacher will check their grammar and give out points.



DURING CLASS ACTIVITIES CONTINUED



○ In-Class Skits using Dialogue

- Model the dialogue and have the students repeat all of the dialogue.
- Students will make pairs and practice the dialogue.
- After the students get used to the dialogue, show them how they can change the dialogue for their own lives.
- If you would like the dialogue to be more real, have the students re-write some parts of the dialogue.

OUTSIDE OF CLASS ACTIVITIES



Keep in mind the goal!

- Cinco de Mayo – good for a cultural lesson too
 - Make or buy a piñata.
- Halloween or Christmas Reading during Lunch
 - Pick children's books that have lots of pictures and easy words.
- Make Venetian masks
 - This can be done in class too.
- Cooking Lesson
 - Get approval and ingredients for this!



PROJECTS

Doing projects can be done in or out of class.

- **English newspaper** (use the Asahi Shimbun, Okinawa Times, and Yomiuri Shimbun)
- **English magazine page** (use the Metropolis Magazine, Hiragana Times, and V Jump)
- **English reviews** (use Japanupdate.com or Okinawahai.com)
- **English commercial or advertisement**
 - If it's about why they should study English, use it as part of a commercial for the first day of English classes.
- **English short story**
- **English poetry or *haiku*** (haiku can be submitted to the Asahi Shimbun's Haikuist Network at <http://www.asahi.com/english/haiku>)



EXTRA CREDIT ACTIVITIES

○ “Find the Engrish!” Scavenger Hunt

- Students take pictures of an Engrish phrase and make it into an English phrase.
- Example:

A water
bottle
from Daiso



Let's always take the drink!

Correct statement:

Let's have a drink!

○ Talk to the ALT

○ Write a letter or note in English to the ALT



OPEN DISCUSSION / Q & A



RECOMMENDED REALIA WEBSITES



Okinawayardsales.com

Similar to Craigslist.com,
but only for Okinawa.
Listings are in English.

FBCUSA.com

Good for English
teaching supplies,
foreign foods, and
party decorations.

OrientalTrading.com

Good for English
teaching supplies,
foreign foods, and
novelty items.



RECOMMENDED ONLINE ENGLISH GAME SITES



Literacy Zone

Word and spelling
interactive games
created at Woodlands
Junior High School, USA



ESL Games World

Grammar, vocabulary,
and pronunciation
interactive games

RECOMMENDED BOOK WEBSITES



Amazon

Good for getting anything. Be careful about the shipping price!



Ebay.com

Good for getting any type of realia. Be careful about the shipping price!



Bookdepository.com

Good for getting manga, books, and CDs in English. Free shipping to Japan.





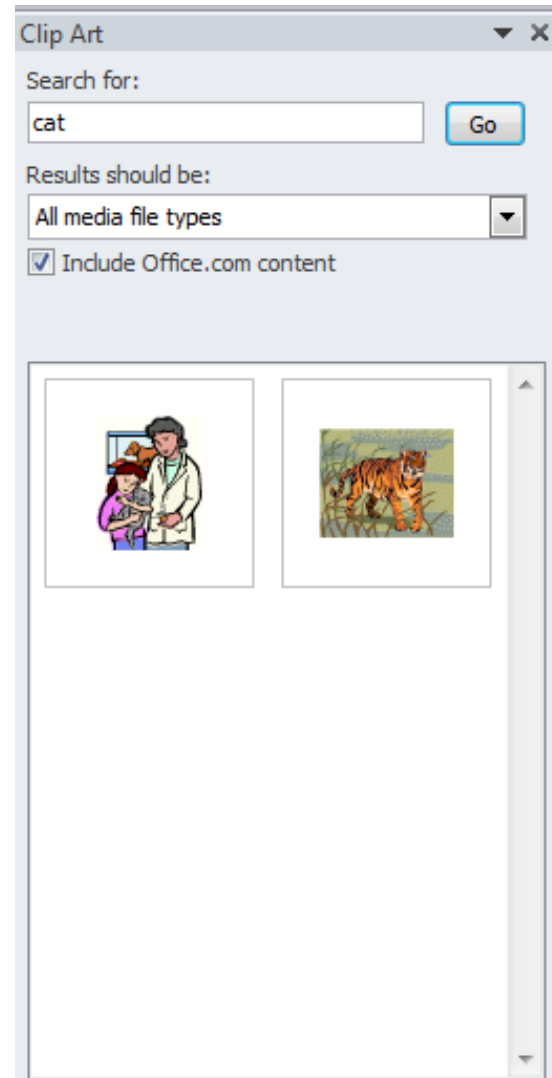
RECOMMENDED READINGS

- William Joseph Currie's 似ている英単語使い分け BOOK [単行本] (¥1575 – amazon.co.jp)
- Yamakuse Yoji and Jake Ronaldson's *100 Cross-Cultural Misunderstandings between Japanese People and Foreigners* (in Japanese and English - any Japanese bookstore)
- “Kumiko Torikai: Japan needs new paradigm for English education”
 - English:
<http://www.asahi.com/english/TKY201101210361.html>
- “A response to Kumiko Torikai's Asahi News Interview”
 - English:
http://www.eltnews.com/columns/uni_files/2011/04/a_response_to_kumiko_torikais.html



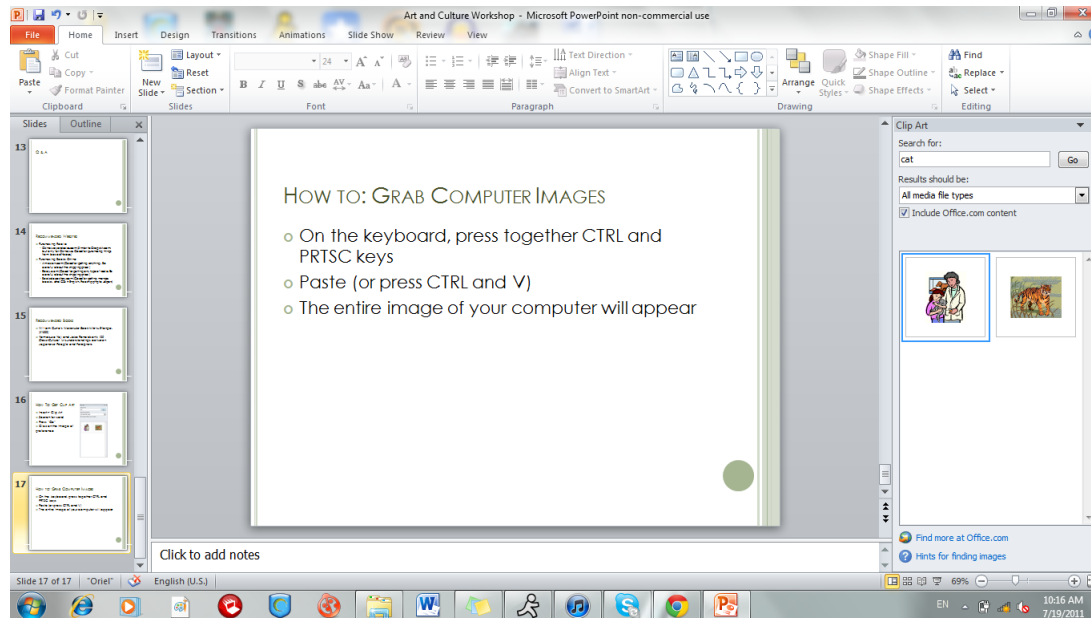
HOW TO: GET CLIP ART

- Click **Insert** > **Clip Art**
- Search for word
- Press “**Go**”
- Click on the image of choice




HOW TO: GET SCREEN IMAGES

- On the keyboard, press together CTRL and PRTSC keys (PRTSC = Print Screen)
- Open Paint or a photo-editing program
- Paste (or press CTRL and V)
- The entire image of your computer will appear



HOW TO: CROP IMAGES

1. Click on the picture in Microsoft Word
2. Click “Crop” under Format  | Crop
3. Black lines will appear on the edges
4. Click on the black lines to crop
5. Double click on the picture or press “Crop” again

1



3



5



THANK YOU!

- If you would like a soft copy of any worksheets or workshops, please visit my website:

[www. Jeridelbanks.com](http://www.Jeridelbanks.com)

